



DISCOVER YOUR COUNTRYSIDE

THE 2019 MEMBERS GUIDE TO ATTRACTIONS, GARDENS, HOUSES AND MUSEUMS



Campaign to Protect
Rural England
Standing up for your countryside

www.cpre.org.uk



Campaign to Protect
Rural England
Standing up for your countryside

Powell Cotton Museum pg. 19



CPRE is the countryside charity that works for a beautiful and thriving countryside - for everyone's benefit.

CPRE

5-11 Lavington Street, London, SE1 0NZ.

Tel: 020 7981 2870

Email: supporterservices@cpre.org.uk • Website: www.cpre.org.uk

CPRE is a company limited by guarantee, registered in England, number 4302973.
Registered charity number 1089685.

Printed on paper manufactured from woodpulp sourced from sustainable forests.

Cover: © iStock/SolStock

PROPERTIES AND ATTRACTIONS 2019

Dear member,

Hello and welcome to the 2019 edition of CPRE's Members Guide to Attractions, Gardens, Houses and Museums.

I am delighted to say that new for this year's Guide we have Merriments Gardens, Sussex. This four acre garden is a hidden treasure for garden lovers with a relaxed, classic, contemporary style. The beautiful colour-themed borders are set amongst the rolling countryside of East Sussex and evolve through the seasons from Spring pastels to the fiery Autumn hues of the many trees.

Also new this year is Didcot Railway Centre, Oxfordshire, which is home to over 180 years of railway history from Brunel's Broad Gauge to modern trains and Danson House, a Grade I listed Palladian villa set in the award winning Danson Park, is featured for the first time in this year's guide.

Attractions returning this year include The Roald Dahl Museum and Story Centre in Buckinghamshire, Cerney House Gardens in Gloucestershire, Shibden Hall in Yorkshire and Firlie Place in Sussex.

The attractions featured in the guide kindly offer discounts to our members at their own expense, so it is important we support them. If you do have any comments regarding your experiences at any of the venues, please do not hesitate to contact us on 020 7981 2870 or send us an email at supporterservices@cpre.org.uk - It is always great to hear about your visit.

We really hope that you are able to visit at least one attraction this year. Don't forget to take your membership card and this guide with you.

Thank you so much for being a member of CPRE. Without your support, CPRE would not have the strong voice it needs to work for a beautiful and thriving countryside - for everyone's benefit.

With warmest regards from all at CPRE.

The Supporter Services Team

COUNTIES

Avonside	4	Lincolnshire.....	20
Bedfordshire	4	London	21
Buckinghamshire.....	4	Norfolk	22
Cambridgeshire	5	Northamptonshire	23
Cheshire	5	Northumberland	23
Cornwall	7	Oxfordshire	24
Cumbria.....	8	Rutland.....	25
Derbyshire	9	Shropshire.....	26
Devon	10	Somerset	26
Dorset	12	Staffordshire.....	27
Durham	13	Suffolk.....	27
Essex	13	Surrey	29
Gloucestershire	14	Sussex	30
Hampshire.....	15	Warwickshire	33
Hertfordshire	17	Wiltshire	35
Isle of Wight	17	Worcestershire	36
Kent	18	Yorkshire	37
Lancashire.....	20		
Leicestershire	20		

HOW TO USE THE DISCOUNT OFFER

The properties in the guide have agreed to give CPRE members a discounted entry to their property.

- The discount agreed is for one discount per membership card (physical card only).
- The number of members in a household membership does not increase the number of discounts available.
- Lone members visiting a property that offers a 2 for 1 discount are not entitled to 50% reduction on their single ticket instead.
- The discounts cannot be used for special event days.
- Please remember to take your membership card and this guide with you when you visit.

Burton Agnes Hall & Gardens pg. 37





Leighton Buzzard Railway

AVONSIDE

AVON VALLEY RAILWAY

Bitton Railway Station, Bath Road,
Bitton, Bristol, BS30 6HD

www.avonvalleyrailway.org

☎ 0117 9325538

@ info@avonvalleyrailway.org

The Avon Valley Railway is returning steam to Bristol and Bath. See our beautifully restored station, take a ride in a heritage carriage behind one of our steam or diesel locomotives, enjoy lunch or afternoon tea in the buffet and pick up a railway-themed souvenir in our gift shop.

🚗 Keynsham Station (National Rail) 1.5 miles. Bus Stop 100m.

🚂 Steam or Diesel trains operate Saturday & Sunday, April to September (except the first Saturday of each month) plus selected Wednesdays from May to September, Sundays in October and Tuesday to Thursday during school summer and half term holidays.

😊 2 tickets for the price of 1 - lowest price free. Valid on dates with Timetables A, B & D only. Not valid for special event days or for our dining or Santa trains.

♿ Full access to the station site. Ramped access onto the heritage carriages for wheelchair users.

BEDFORDSHIRE

LEIGHTON BUZZARD RAILWAY

Pages Park Station, Billington Road,
Leighton Buzzard, Bedfordshire, LU7 4TG

🌐 www.buzzrail.co.uk

☎ 01525 373888

@ station@lbngs.org.uk

A 70 minute return journey by narrow-gauge steam train on a line with Great War origins. Departures from Page's Park Station, on the south side of the town: follow the brown signs from the town centre, or A505/A4146 southern bypass.

🚂 Leighton Buzzard (2 miles). Arriva D1 runs frequently to Page's Park from main-line station, Grand Union canal and town centre. Not Sundays or Bank Holidays.

🚂 Departures vary so see website or call for details.

😊 2 adult tickets for the price of 1. Discount can only be claimed at booking office and not through online booking. Not valid for travel on special event days and not in December.

♿ Disabled access.

BUCKINGHAMSHIRE

CHILTERN OPEN AIR MUSEUM

Newland Park, Gorelands Lane, Chalfont St. Giles, Buckinghamshire, HP8 4AB

🌐 www.coam.org.uk

☎ 01494 871117

@ enquiries@coam.org.uk

Explore over 30 rescued historic buildings, including an Iron Age roundhouse to a 1940s prefab, blacksmith's forge and working historic farm, set in 45 acres of Chilterns countryside. Adventure playground, farm animals, tea room, experience days, hands-on activities and special events for all the family.

🚗 Chiltern Line from Marylebone or Metropolitan Line from Baker Street to Chalfont & Latimer or Chorleywood, then short taxi ride to the Museum.

🚂 30th March - 24th October. Daily, 10am - 5pm. (Last admission 3.30pm).

😊 2 tickets for the price of 1, on full price adult or child prices, with cheapest admission being free. Offer not valid with any other special offer or discount. Does not apply to Halloween Spectacular, special Evening Events or Enchanted Museum.

♿ Adult wheelchairs and two electric scooters available (bookable in advance). Call Museum Office for full access details. Disabled toilet.

COWPER & NEWTON MUSEUM

Orchard Side, Market Place, Olney, Buckinghamshire, MK46 4AJ

🌐 www.cowperandnewtonmuseum.org.uk

☎ 01234 711516

@ house-manager@cowperandnewtonmuseum.org.uk

Relive Georgian Life in Olney. Historic townhouse, tranquil gardens and some of the greatest stories of the era. William Cowper, poet, letter-writer, and gardener lived in this 18th century house. John Newton, former slave-trader turned evangelical minister, abolitionist and author of "Amazing Grace" lived close by. Together they wrote the 'Olney Hymns'. Exhibitions of their lives plus Olney's past social and trade life, with beautiful flower and vegetable gardens. Olney is on the A509, 5 miles North of Newport Pagnell and 7 miles from Junction 14 of the M1. Olney is easily accessible by car from Bedford, Northampton, Wellingborough, Milton Keynes and the M1 motorway.

Bus services from Milton Keynes Central Station and Bedford Station, both call at the bus stop opposite the Bull Pub or Market Place. See website for more details and links to timetables.

19th February - 13th December; Tuesday - Saturday; 10.30am - 4.30pm.

2 for 1 admission. Does not include Annual Pass. Offer does not extend to special events.

Wheelchair access to courtyard and gardens. Access to ground floor shop and Viper Barn introductory audio-visual room only.



Roald Dahl Museum

MILTON'S COTTAGE, MUSEUM AND LITERARY GARDEN

21 Deanway, Chalfont St. Giles, Buckinghamshire, HP8 4JH

www.miltonscottage.org

01494 872313

info@miltonscottage.org

The cottage is 16th century Grade 1 listed, the only surviving building where the great poet and parliamentarian lived and where he completed 'Paradise Lost'. There is a museum of world class Milton's Works and also a Grade 2 registered garden filled with trees, plants and flowers mentioned in Milton's works.

Railway stations at Chalfont & Hatimer and Gerrards Cross Station (3 miles)

April - October: Thursday, Friday & Saturday 2pm - 5pm. Plus all four bank holiday weekends. See website for details.

2 adult tickets for the price of 1 but offer does not extend to special events. Only one discount per card. For parties of 15 and over the Leader is complimentary. Parties of any number at any time by prior arrangement within the months of April to October.

Wheelchair access by prior arrangement

THE ROALD DAHL MUSEUM AND STORY CENTRE

81-83 High Street, Great Missenden, Buckinghamshire, HP16 0AL

www.roalddahl.com/museum

01494 892192

hello@roalddahlmuseum.org

This great little award-winning museum, situated in Roald Dahl's home village, is aimed at 6 to 12 year olds and their families. It houses three fun and fact-packed interactive galleries. Boy Gallery focuses on Roald Dahl's prank-filled school days. In Solo Gallery you can peek into his original Writing Hut and check your spark-factor on the Sparkometer. The Story Centre is full of fantabulous creative displays and activities. Join in with clue trails, storytelling, workshops and events at weekends and in the school holidays. Follow the Village and Countryside Trails to see the places that inspired Roald Dahl and feature in the stories.

Great Missenden Railway Station (Chiltern Railways)

Tuesday - Friday; 10am - 5pm, Saturday & Sunday; 11am - 5pm. Closed Mondays. Check website for occasional Monday openings, Easter and Christmas opening times.

2 tickets for the price of 1 (1 adult + 1 child or 2 adults) on presentation of membership card.

Museum & shop fully accessible - step free site (<http://www.roadldahl.com/museum/visit/accessibility>)

CAMBRIDGESHIRE

ELGOODS BREWERY GARDEN

Elgood & Sons Ltd, 72 North Brink, Wisbech, Cambridgeshire, PE13 1LW

www.elgoods-brewery.co.uk

01945 583160

info@elgoods-brewery.co.uk

Working family brewery and 4 acre garden with 200 year old trees, lake and maze. Tea room, licensed bar, gifts & plants. About 1 mile west of town centre beside the River Nene.

March station (10 miles); Wisbech bus station (3/4 mile).

Please check with owners for opening dates & times for 2019.

2 adult tickets for the price of 1. Does not apply to events outside our normal opening hours (e.g. craft fairs, NGS open days)

Disabled access to visitor centre and garden, but not on Brewery Tours.

THE MANOR

Hemingford Grey, Huntingdon, Cambridgeshire, PE28 9BN

www.greenknowe.co.uk

01480 463134

diana_boston@hotmail.com

Built circa 1130 and one of the oldest continuously inhabited houses in Britain. Made famous as 'Green Knowe' by the author Lucy Boston. Garden laid out by Lucy, surrounded by moat, with topiary, old roses, award winning irises & herbaceous borders. By the river in Hemingford Grey, South East of Huntingdon.

Huntingdon Station (6miles). Stagecoach Buses A and B from Cambridge to St Ives then walk (one and a half miles) or taxi to The Manor. Garden daily all year 11am - 5pm (closes at dusk in Winter). House strictly by prior appointment only throughout the year.

Half price adult admission, except on special/fundraising event days.

Wheelchair access to garden and dining room only.

CHESHIRE

ADLINGTON HALL & GARDENS

Mill Lane, Adlington, Macclesfield, Cheshire, SK10 4LF

www.adlingtonhall.com



Norton Priory Museum & Gardens

☎ 01625 827595

@ enquiries@adlingtonhall.com

Adlington Hall lies in the heart of the Cheshire countryside nestled between Alderley Edge and Prestbury. Set in glorious gardens encompassing a 2000 acre estate, the Hall reflects the diverse history of English architecture and the 700 year story of a single family, the Leghs. Half mile off A523.

🚗 Adlington Station (0.5 mile) or Macclesfield Station (5 miles).

📅 Sunday afternoons from 5th May to 29th September. Open from 2pm - 5pm (last entry to Hall 3.45pm). Please note that the hall and gardens will be closed on Sunday 26th May 2019 for a private event.

😊 Half price admission.

♿ Limited wheelchair access.

CAPESTHORNE HALL

Siddington, Cheshire, SK11 9JY

🌐 www.capesthorne.com

☎ 01625 861221

@ info@capesthorne.com

The Hall dates from 1719 when it was originally designed by the Smiths of Warwick. It was altered in 1837 by Blore and partly re-built by Salvin in 1861 following a disastrous fire. Georgian Chapel, herbaceous borders, lakeside gardens and woodland walks.

🚗 Wilmslow/Macclesfield Station (6 miles).

📅 March to October; Sundays, Mondays & Bank Holidays. Gardens, Chapel open 12noon - 5pm. Hall open 1.30pm to 4pm (last entry 3.30pm). 2 adult tickets for the price of 1 on Sundays during our open season. Does not include special event days.

😊 Limited wheelchair access. Compacted gravel paths, ground floor of hall only.

CHOLMONDELEY CASTLE GARDENS

Cholmondeley, Malpas, Cheshire, SY14 8ET

🌐 www.cholmondeleycastle.com

☎ 01829 720383

@ dilys@cholmondeleycastle.co.uk

Cholmondeley Castle Gardens is one of Cheshire's Gardens of Distinction, and a visit to the Gardens is essential to enjoy the wonderful surroundings. Tranquil Temple Water Garden, recently extended Rose Garden with over 250 varieties of roses, newly created 100m long double mixed herbaceous border, refurbished Folly Garden and orchid meadows together with Lakeside and Woodland Walks, children's adventure den and plays areas. St. Nicholas' Chapel in the Park in the Park and Tea Room offering light lunches, afternoon teas etc., the gardens offer something for everyone.

🚗 7 miles from Whitchurch station along A49. No local bus service. Access by car only.

📅 7th April to 29th September; Wednesday, Thursday, Sunday and Bank Holidays. October - open Sundays only for Autumn Tints. 11am-5pm (last entry 4.30pm). Please see our website for amendments to opening days and events.

😊 2 adult tickets for the price of 1 excluding Event Days.

♿ Partial wheelchair access.

COMBERMERE ABBEY

Combermere, Whitchurch, Cheshire, SY13 4AJ

🌐 www.combermereabbey.co.uk

☎ 01948 662 880

@ estate@combermereabbey.co.uk

In 864 years the Berkeley family have transformed a forbidding fortress into a comfortable family home. Fine furniture, silver, paintings and tapestries, film location for BBC's Wolf Hall & Poldark and the feature film Johnny English Strikes Again. Terraced gardens and rare plants. Tropical butterfly house (May - September). Yurt Restaurant. Picnic area. Location; Berkeley, just off the A38/ B4066, between J13 & J14 off the M5.

🚗 Whitchurch Station: 5 miles. Wrenbury Station: 3 miles.

📅 Various Tuesday afternoons: 13th August, 3rd September. 1pm-5pm (Last entry 4pm).

😊 2 adult tickets for the price of 1. Offer limited to garden only.

♿ Partial wheelchair access.

NORTON PRIORY MUSEUM & GARDENS

Tudor Road, Manor Park, Runcorn, Cheshire, WA7 1SX

🌐 www.nortonpriory.org

☎ 01928 569895

@ info@nortonpriory.org

Norton Priory is a 42 acre site including medieval ruins, woodlands, orchards, wildflower meadow, and 2.5 acre Georgian Walled Garden often described as a 'hidden gem' and home to the National Collection of Tree Quince. A new museum telling the 900 year story of the site opened in 2016 following £4.5m renovation with events on throughout the year. If using Sat Nav for directions please use WA7 1BD for address.

🚗 Runcorn or Runcorn East Station.

📅 Open daily April to October 10am - 5pm; November to March 11am - 4pm.

😊 2 adult tickets for the price of 1.

♿ Wheelchair access.

RODE HALL GARDENS

Church Lane, Scholar Green, Cheshire, ST7 3QP

🌐 www.rodehall.co.uk


☎ 01270 873237

@ enquiries@rodehall.co.uk

A beautiful Cheshire county house with a fine collection of English porcelain and extensive gardens. Stunning 2 acre walled kitchen garden boasting a wide variety of fruit and vegetables used in the delightful tea rooms. Monthly farmers market on the first Saturday of the month. Groups welcome by appointment.

 Kidsgrove Station.

 Snowdrop walks: 2 Feb - 3 Mar: Tuesdays - Sundays, 11am - 4pm. Summer: 3 April - 25 Sep Wednesdays & Bank Holiday Mondays, Gardens 11am-5pm, House 12-4pm.


 2 adult tickets for the price of 1, excludes special events i.e. Not valid during Snowdrop Walks (2 Feb - 3 Mar) or Bluebell Walks (27 April - 8 May) or Plant Fair 27 May.

 Limited wheelchair access.

THE TABLEY HOUSE COLLECTION


Tabley House, Tabley Lane, Knutsford, Cheshire, WA16 0HB


 www.tableyhouse.co.uk


 01565 750151

 tableyhouse@btconnect.com

Tabley House houses one of the finest collections of paintings by 18th and 19th century British artists and furniture makers including Turner, Lawrence, Gillow and Chippendale. The tea room and 17th Century chapel have stunning stained glass. Located just 2 minutes from Junction 19 of the M6.

 Knutsford Station is 2 miles away, a 10 minute taxi journey. There are no regular bus services.

 4th April to 27th October; Thursdays to Sundays and Bank Holiday Mondays: 1pm-5pm. Tea Room open from 12 noon - 5.30pm.

 2 adult tickets for the price of 1.

 Wheelchair access.

CORNWALL

BURNCOOSE NURSERIES & GARDEN


Gwennap, Redruth, Cornwall, TR16 6BJ


 www.burncoose.co.uk


 01209 860316

 info@burncoose.co.uk

The 30 acre woodland gardens were created at the turn of the century and sit alongside the well known nurseries. Situated directly on A393 Redruth to Falmouth Road, between Lanner and Ponsanooth.

 Redruth Station (4 miles). Buses from Redruth or Falmouth.

 Monday - Saturday; 8.30am - 5pm; Sundays; 11am - 5pm. The nursery is free all year. The garden is free most times with the discounted rate available otherwise.

 2 adult tickets for the price of 1.

 Wheelchair access.

CAERHAYS CASTLE & SPRING GARDEN

Caerhays, Gorran, St Austell, Cornwall, PL26 6LY


 www.caerhays.co.uk

 01872 501310


 enquiries@caerhays.co.uk

Informal woodland garden near Mevagissey. Known for magnificent collections of camellias, rhododendrons and oaks. Holder of NCCPG National Magnolia collection. A spectacular Spring garden for both the amateur and the garden enthusiast.

 St Austell station (10 miles).

 Daily Monday 18th February - Sunday 16th June. Castle is open for guided tours from Monday 18th March - Friday 14th June.


 Half price admission to gardens only.

 Wheelchair access except to top of gardens.

THE JAPANESE GARDEN


St. Mawgan Village, nr. Newquay, Cornwall, TR8 4ET


 www.japanesegarden.co.uk


 01637 860116


 info@japanesegarden.co.uk

Set in approximately 1 acre The Japanese Garden in Cornwall combines the beauty of nature with an artistic refinement using shaping & styling of plants & natural elements. It is a place of tranquillity with a variety of plants and water features, where visitors can enjoy the wonder of nature in a peaceful, relaxing space. The garden was built as a meditative garden, where one can calm the mind & let go of unwanted stress through contemplation & reflection. Located in St. Mawgan Village, close to Newquay Airport. Detailed directions can be found on the website.

 Newquay rail station 6 miles. Bus stop within a 2 minute walk.


 1st March until 31st October. 7 days a week, 10am - 6pm. Last entrance to the garden at 5pm.

 2 adult tickets for the price of 1 but offer does not extend to special events.

 About 90% wheelchair friendly (gravel paths).


KEN CARO GARDENS

Bicton, Pensilva, Liskeard, Cornwall, PL14 5RF

 01579 362446

Planting started in 1970 with new extension completed spring 2000. All year round colour; panoramic views. Plantsman's garden with water lily pond and a good collection of herbaceous plants. The meadow, woodland walk and garden are dog friendly (on a lead). Tea & coffee is available. Just off main A390 road between Callington and Liskeard, follow brown tourist signs.

 Liskeard Station.

 31st March - 31st August 2019. Daily; 10am - 5pm.

 Half price admission.

 Partial wheelchair access.

PENCARROW HOUSE & GARDENS

Washaway, Bodmin, Cornwall, PL30 3AG

 www.pencarrow.co.uk

 01208 841369

 info@pencarrow.co.uk



The Japanese Garden



Prideaux Place

Owned, loved and lived in by the family. Georgian house and Grade II* listed gardens. Superb collection of portraits, furniture and porcelain. Marked walks through 50 acres of beautiful formal and woodland gardens, Victorian rockery, Italian garden, 700 different varieties of rhododendrons, lake, Iron Age hill fort and icehouse. 4 miles North West of Bodmin, signed off the A389 and B3266 at Washaway.

Bodmin Parkway Station. Corlink Bus request service.

House, cafe, shop - open from 31st March to 3rd October, Sundays to Thursdays (House, Shop and Cafe closed on Fridays and Saturdays). Guided tours of the house start at 11.15 and are run every 45 minutes, the last tour at 3.00pm. Cafe opens from 10.30am - 5.00pm. Shop opens from 10am - 5.00pm. Gardens open from 1st March to 31st October, daily 10.00am - 5.30pm.

2 adult tickets for the price of 1. Offer does not apply to special events.

Partial wheelchair access.

PENJERRICK

Budock, Falmouth, Cornwall, TR11 5ED

www.penjerrickgarden.co.uk

01872 870105

racheltmorin@btinternet.com

15 acre Spring flowering valley garden with giant ferns, rhododendrons, bamboos, camellias, magnolias & magnificent trees. Lush jungle garden with ponds across a wooden bridge. 3 miles South West of Falmouth between Budock & Mawnan Smith. Best to wear gumboots. Dogs on leads welcome.

Falmouth Station (3 miles) or the number 35 bus from Falmouth which stops right outside the gate every hour.
 1st March - 30th September; Wednesday, Friday & Sunday; 1.30pm - 4.30pm.

2 adult tickets for the price of 1. Not on Sundays or charity days.

No disabled access.

PRIDEAUX PLACE

Padstow, Cornwall, PL28 8RP

www.prideauxplace.co.uk

01841 532411

office@prideauxplace.co.uk

A magnificent Elizabethan mansion set above the historic port of Padstow. Still owned by the Prideaux family who built it. Now an international film location, the house contains a cornucopia of Cornish history and is of interest to all ages. Set in 40 acres of landscape gardens, visitors can enjoy a light lunch or cream tea overlooking the ancient deer park.

Bodmin Parkway Station.

House: Easter Sunday 21st April to Thursday 25th April then Sunday 12th May to Thursday 3rd October. House Tours: Sundays to Thursdays 1.30pm to 4.00pm. Grounds & the Terrace Café: 7th April to Friday 25th October. Daily from 10.30am to 5.00pm. Closed on Saturdays and 1st May.

Half price admission but not during special events.

Wheelchair access to ground floor.

ROSELAND HOUSE

Chacewater Hill, Chacewater, Truro, Cornwall, TR4 8QB

www.roselandhouse.co.uk

01872 560451

charlie@roselandhouse.co.uk

One acre garden subdivided by walls & trellises with climbers, unusual mixed borders, conservatory & greenhouse. National collection of clematis viticella and lapageria rosea. Teas, plant sales. Dogs on leads welcome. 4 miles West of Truro in Chacewater at Truro end of main street.

Truro Station. Buses: National Express, T1, T2, 47.

4th April to 20th September: Tuesday and Wednesday, 1pm to 5pm.

Half price admission.

Partial wheelchair access.

CUMBRIA

ASKHAM HALL GARDENS

Askham Hall, Askham, Penrith, Cumbria, CA10 2PF

www.askhamhall.co.uk

01931 712350

enquiries@askhamhall.co.uk

Take a stroll through our beautiful gardens with views of the river Lowther, visit our animals and enjoy something delicious in our Kitchen Garden Cafe. 10 mins drive from Penrith, junction 40 of the M6.

Bus to Penrith in Askham Village. Penrith train station 10 mins drive in a taxi or by bus

Friday and Sunday 11am - 4pm from March, everyday except Saturdays 10-5 from the Easter Holidays, reduced hours and days in winter.

2 for 1 adult entry, excludes special events (Under 12 go free)

Partial disabled access

BRANTWOOD

Coniston, Cumbria, LA21 8AD

www.brantwood.org.uk

015394 41396

enquiries@brantwood.org.uk

The former home of eminent Victorian, John Ruskin, is a treasure house of art and memorabilia. Explore Brantwood's estate and gardens with spectacular views and ancient woodlands. Off B5285 signposted from Hawkshead and Coniston. Free parking. Restaurant and shop.

Trains to Windermere, 12 miles. 505 bus service, buses can run to Coniston village which is 3 miles away.

Mid March - End November; daily; 10.30am - 5pm. December- mid March; Wednesday - Sunday; 10.30am - 4pm.

2 adult tickets for the price of 1. Does not apply to events.

Limited wheelchair access.

DALEMAIN MANSION AND HISTORIC GARDENS

Dalemain, Penrith, Cumbria, CA11 0HB

www.dalemain.com

01768 486450

marketing@dalemain.com

Home to the Hasell family since 1679 and home of the International Marmalade Festival, Dalemain Mansion boasts a fine mixture of Medieval, Tudor and early Georgian architecture. The award-winning gardens encompass 5 acres of rich plantings with unusual combinations of flowers and shrubs. Facilities include the Mediaeval tea room, Dalemain Ullswater Way Loop walk, a museum, a gift shop and plant sales. Free parking. On A592, Penrith to Ullswater, 3 miles from the M6 J40.

🚗 Penrith Station (4 miles).

📅 April - October: Sunday - Thursday. Tearoom, Shop & Gardens 10am - 4.30pm. House open 10.30am - 3.30pm. Winter opening - see website for details.

😊 2 tickets for the price of 1. Not valid on special event days (please see website for full details).

♿ Wheelchair access to ground floor and larger part of the garden only. (Partial access). Electric scooter available and can be prebooked.

HOLKER HALL & GARDENS

Cark in Cartmel, Grange-over-sands, Cumbria, LA11 7PL

🌐 www.holker.co.uk

☎ 015395 58328

@ info@holker.co.uk

The Cavendish Family offer a warm welcome to this best-loved stately home. Also explore 25 acres of gardens that merge into rolling parkland, and make the most of the Gift Shop, Food Hall, Ilex Brasserie & Courtyard Cafe. Special events planned for 2019 (not included in discount) include the Spring Fair (18th & 19th May), The Holker Chilli Fest (7th & 8th Sept) and the Winter Market (1st to 3rd Nov).

🚗 Cark-in-Cartmel (1 mile). No buses. Just 20 min from M6, J36.

📅 15th March - 31st October, Wednesday to Sunday. Gardens open 10.30am - 5.00pm, Hall open 11.00am - 4.00pm.

😊 2 adult tickets for the price of 1 for the combined Hall & Garden ticket only. Not valid for events, see website for details.

♿ Good wheelchair access in gardens.

HUTTON-IN-THE-FOREST

Penrith, Cumbria, CA11 9TH

🌐 www.hutton-in-the-forest.co.uk

☎ 01768 484449

@ info@hutton-in-the-forest.co.uk

Historic house and gardens, based on medieval pele tower with substantial 17th-19th century additions. Beautiful walled garden, topiary and a woodland walk. Tearoom when house open. 6 miles North West of Penrith on B5305 towards Wigton; 2.5 miles from M6, J41.

🚗 Penrith Station (6 miles).

📅 Garden: 31st March - 31st October, 10am - 5pm. Daily except Saturdays. 2 adult tickets for the price of 1. Not to be used during events.

♿ Partial wheelchair access.

RYDAL MOUNT & GARDENS

Rydal, Ambleside, Cumbria, LA22 9LU

🌐 www.rydalmount.co.uk

☎ 01539 433002

@ info@rydalmount.co.uk

Nowhere on earth have I seen a spot of more perfect and enjoyable beauty wrote Thomas Arnold. Visitors to William Wordsworth's 'most beloved' home (1813-1850) can share this enjoyment as they wander through the house and extensive gardens landscaped by the poet, with its magnificent views of Lake Windermere and Rydal Water.

🚗 Windermere Station (9 miles). Buses 555, 559.

📅 Open daily from from Easter to 31st October, from 9.30am to 5.00pm. November, December & February open Wednesday - Sunday, 11am-4pm.

😊 2 adult tickets for the price of 1. Does not apply with special events.

♿ Limited wheelchair access.

WINDERWATH GARDENS

Temple Sowerby, Penrith, Cumbria, CA10 2AG

🌐 www.winderwathgardens.co.uk

☎ 01768 88250

@ jane.winderwath@gmail.com

Garden originally laid out at the beginning of the 20th century, with mature trees dating from this time including the Wellingtonia, cut leaf beech and the cedar. Rockeries, herbaceous borders and a large collection of Alpine and Himalayan plants. Plants for sale are grown on the premises. 4 miles from Penrith, off J40 of the M6 onto A66 towards Temple Sowerby. Sorry No Dogs.

🚗 Penrith Station: 5 miles

📅 1st March - 31st October. Monday-Friday, 10am-4pm, Saturday, 10am-2pm.

😊 2 adult tickets for the price of 1. Children free.

♿ Partial access

DERBYSHIRE

BAKEWELL OLD HOUSE MUSEUM

Cunningham Place, Off North Church Street, Bakewell, Derbyshire, DE45 1DD

🌐 www.oldhousemuseum.org.uk

☎ 01629 813642

@ bakewellmuseum@gmail.com





Bakewells' hidden gem the Old House Museum is tucked away behind Bakewell Church. Explore the Tudor beamed rooms, wide open fireplace and view over 9,000 donated items in the museums collection. Fun trails for children, dressing up and hands on activities. A family treasure trove, with something for everyone. Access is from North Church Street or Church Lane. The museum is a short 10 minute walk from Bakewell Town Centre.

Hutton-in-the-Forest






Cadhay House


-  Bakewell Town Bus Service Only.
-  25th March - 5th November. Daily 11.00am - 4.00pm (Last entry 3.30pm)
-  2 adult tickets for the price of 1 but does not extend to special events.
-  Limited wheelchair access - portable ramps, only stairs to upper floor and uneven floors. Disabled toilet.

HADDON HALL


The Estate Office, Bakewell, Derbyshire, DE45 1LA


 www.haddonhall.co.uk



 01629 812855

 info@haddonhall.co.uk

Fortified Medieval and Tudor Manor House. Untouched by time with beautiful terraced gardens. Restaurant and gift shop. No dogs permitted within the Hall and Estate grounds. 1 mile south of Bakewell on A6. Follow brown tourist signs.

 Matlock Station, 6 miles and Chesterfield Station, 12 miles. Regular bus route from Bakewell, Derby, Nottingham and Manchester.


 12th April to 31st October. Daily, excluding 18th and 19th May, 10:30am until 5:00pm, with last admission at 4:00pm. 1st - 23rd December. 10.30am - 4pm (last admission 3pm).

-  2 adult tickets for the price of 1. Not valid for special events. Children under 16 admitted free of charge.
-  No wheelchair access. Please telephone in advance. Accessibility Statement Online.

RENISHAW HALL AND GARDENS




Renishaw Park, Nr Eckington, Derbyshire, S21 3WB


 www.renishaw-hall.co.uk

 01246 432310

 enquiries@renishaw-hall.co.uk

Renishaw Hall is surrounded by classical Italianate gardens, woodland and wider park, which were designed by Sir George Sitwell. Renishaw Hall and Gardens have belonged to the Sitwell family for almost 400 years. Cafe, museum and shop are available in the stable courtyard.

-  8 miles from Chesterfield station.
-  Gardens open Wednesday to Sunday and Bank Holiday Mondays from 27th March to 29th September, 10.30am till 4.30pm (last admission 3.30pm). Friday to Sunday from 4th October to 24th November, 10.30am till 4pm (last admission 3pm). The Hall is accessed by guided tour only (not included in discount scheme) on Fridays at 1.00pm and 2.30pm and weekends in August.
-  2 adult tickets for the price of 1 for the gardens only.


 Wheelchair route around gardens.

DEVON

BURROW FARM GARDENS





Old Taunton Road, Dalwood, Axminster, Devon, EX13 7ET

 www.burrowfarmgardens.co.uk

 01404 831285

 enquiries@burrowfarmgardens.co.uk


Beautifully landscaped 13 acre garden with magnificent views. Woodland garden in Roman claypit. Ponds and sweeping lawns with fine trees. Rill garden with luxuriant colour themed planting. A plantsman's delight. Nursery & refreshments, craft shop. A35 Axminster/Honiton turn north at Taunton crossroads and follow brown tourist signs.


-  Axminster Station.
-  Daily. 1st April - 31st October, 10am - 6pm.
-  2 adult tickets for the price of 1.
-  Partial wheelchair access.

CADHAY HOUSE



Cadhay, Ottery St. Mary, Devon, EX11 1QT


 www.cadhay.org.uk

 01404 813511

 jayne@cadhay.org.uk

Built in 1550, Cadhay retains the Great Hall of an earlier house with a fine timber roof. An Elizabethan long gallery was added to form a unique courtyard with statues of sovereigns either side. Understated, gracious and beautiful gardens. House by guided tour. Tearoom.

-  From the east, exit the A30 at the Iron Bridge exit just after Honiton. Follow the signs for Fairmile and then Cadhay. From the west - Exit A30 at the Pattesons Cross exit and follow the signs as above.
-  May - September open Fridays; 2pm - 5pm (last tour 4pm). Also late Spring and August Bank Holidays, Saturday, Sunday & Mondays.


 Half price admission to gardens.

 Limited wheelchair access.

CASTLE HILL GARDENS





Castle Hill, Filleigh, Barnstaple, Devon, EX32 0RQ

 www.castlehilldevon.co.uk

 01598 760336

 gardens@castlehill-devon.com

Woodland Gardens with follies and temples set in 18th century parkland. Summer Millennium Garden, herbaceous borders. Vistas, grass terraces, statues and temples leading down to the river. Newly restored Holwell Temple. Leave A361 (NDLR) at roundabout signed South Molton onto B3226. Take second turning right to Filleigh. Shortly after passing through Stags Head go through drive gates following signs to car park.

-  Barnstaple Railway Station 8 miles, Bus service from Barnstaple and South Molton.
-  April - October: 11am-5pm gardens and tea room. November - March: 11am-4pm gardens only. Open daily except for Saturdays.
-  Discounted entry £5 per member. Not valid on special event days (see website for details).
-  Restricted access for visitors in wheelchairs or those with limited mobility due to the layout of the gardens.

FURSDON HOUSE, GARDENS AND TEA ROOM

Fursdon House, Cadbury, Exeter, Devon, EX5 5JS

 www.fursdon.co.uk

 01392 860860

 admin@fursdon.co.uk

Elegant Jacobean and Regency interior combined with earlier features. Home of the Fursdon family for more than 750 years. Local history, family memorabilia, costumes, furniture and paintings on informal tour. Fantastic views, grounds and lovely informal and walled gardens. Delicious home baking in the Coach Hall.

🚌 Exeter Station (9 miles), no bus services.

📅 Garden and Tea Room open Bank Holiday Mondays, Wednesday and Thursday from Easter to end of September. House tours on Bank Holiday Mondays, Wednesdays and Thursdays in June, July and August. 2pm - 5pm. Tours at 2.30 and 3.30pm. See website for additional information.

😊 2 adult tickets for the price of 1. Offer not valid on NGS and charity days. See website for details

♿ Limited wheelchair access.

HARTLAND ABBEY & GARDENS

Hartland, Bideford, Devon, EX39 6DT

🌐 www.hartlandabbey.com

☎ 01237 441496/234

@ ha_admin@btconnect.com

Award-winning family home; former monastery given by Henry VIII to present owner's ancestors. Wonderful architecture, interiors, paintings, furniture, porcelain & family memorabilia. Woodland gardens lead to 18th century walled gardens, bog garden by Jekyll, beach and Blackpool Mill, location for 'Sense and Sensibility' and 'The Night Manager'. Wildflowers. Fascinating exhibitions including 'Filming on the Hartland Abbey Estate since 1934' and 'William Stukeley - Saviour of Stonehenge'. Delicious light lunches & cream teas. Off A39 on B3248 between Hartland and Hartland Quay. See website for events.

🚌 Barnstaple Station approx. 20 miles. Bus to village.

📅 Daffodil and Spring Flowers Sunday 17th March. Season - House and Gardens 31st March to 29th September: Sundays-Thursdays including Good Friday. 11.00am-5pm. House 2pm-5pm (last entry to house 4pm).

😊 Half price admission on full adult tickets. Applies only to combined House and Garden ticket. Excludes Special Events.

♿ Partial wheelchair access.

LUKESLAND GARDENS

Harford Road, Ivybridge, Devon, PL21 0JF

🌐 www.lukesland.co.uk

☎ 01752 691749

@ lorna.lukesland@gmail.com

24 acres of flowering shrubs, wild flowers and rare trees with Pinetum in Dartmoor National Park. Ponds, pools and waterfalls. Superb Spring and Autumn colour. Home-made teas. Dogs welcome on lead. Children's Trail. 10 miles east of Plymouth. Turn off A38 at Ivybridge. 1.5 miles north on Harford Road.

🚌 Ivybridge (1.5m).

📅 Spring: 31st March to 16th June. Sunday, Wednesday and Bank Holidays, 11am - 5pm. Autumn: 6th October to 17th November. Sunday & Wednesday, 11am - 5pm.

😊 2 adult tickets for the price of 1, not including special events.

♿ Partial wheelchair access. Disabled toilet facilities.

MARWOOD HILL GARDEN

Marwood, Nr. Barnstaple, North Devon, EX31 4EA

🌐 www.marwoodhillgarden.co.uk

☎ 01271 342528

@ info@marwoodhillgarden.co.uk

Marwood Hill is a magical and very special 20 acre private garden with three lakes, set in a valley tucked away in North Devon only 4 miles from Barnstaple. The view across the valley from the Garden Tea Room is spectacular, the food served is delicious, and the Plant Sales & Nursery area is sure to tempt you with the variety of unusual plants. Special group rates and menus available. Dogs welcome. Coach & Car Parking.

🚌 No regular bus service. Barnstaple Train Station.

📅 Open daily 24th March to 30th September. Gardens open 10am - 5pm. Plant sales 11am - 4.30pm. The Garden Tea Room open 10am - 4.30pm. Contact property for October and special winter opening times and events.

😊 2 adult tickets for the price of 1

♿ Yes but limited as the garden is set in a valley. Ramped access to Plant Centre and Garden Tea Room. Please contact property for more information.

POWDERHAM CASTLE

Kenton, Exeter, Devon, EX6 8JQ

🌐 www.powderham.co.uk

☎ 01626 890243

@ castle@powderham.co.uk

A magnificent 600 year old castle and home to the Earl and Countess of Devon. Set in a fabulous deer park on the edge of the Exe estuary just outside Exeter. Fascinating guided tours, acres of grounds to explore, amazing views, treasure trails and special events. A magical day out for everyone.

🚌 Starcross Station less than 2 miles. No. 2/2A bus stops at top of drive.

📅 1st April to the end of October. 10am-5pm Grounds, 11am - 4.40pm Castle.

😊 20% off a full priced ticket, offer does not extend to special events.

♿ Limited wheelchair access.

TIVERTON CASTLE

Park Hill, Tiverton, Devon, EX16 6RP


🌐 www.tivertoncastle.com

☎ 01884 253200

@ info@tivertoncastle.com

Historic castle originally built 1106, altered down the ages. Once home of medieval Earls of Devon and Princess Katherine Plantagenet. Besieged and taken by Fairfax in 1645 it now houses a fine Civil War Armoury - try some on! Interesting furniture and pictures. Beautiful garden in romantic ruins. Comfortable holiday accommodation.

Powderham Castle






Ugbrooke House

-  7 miles from Tiverton Parkway Station.
-  Easter Sunday to end October; Sundays, Thursdays & Bank Holiday Mondays. 2.30pm - 5.30pm (Last admission 5pm).
-  Half price admission.
-  Wheelchair access to garden and ground floor.

UGBROOKE HOUSE




Chudleigh, Newton Abbot, Devon, TQ13 0AD


 www.ugbrooke.co.uk

 01626 852179

 info@ugbrooke.co.uk

Historic House, set in Capability Brown Parkland. Home to the Clifford Family for 500 years. The house has a collection of paintings, furniture and a military uniform collection. It has a fascinating history covering 900 years, originally featuring in the Domesday book of 1086.


-  Newton Abbot Station. Bus Route via A380.
-  Mid June to End August. Sunday to Wednesday. Check website for more details.
-  2 adult tickets for the price of 1 excluding charity days.

-  Yes, although Ground is parkland and some gravel pathways (main driveway tarmac).

WILDWOOD ESCOT




Escot Park, Ottery St. Mary, Devon, EX11 1LU

 www.wildwoodescot.org

 01404 822188

 escot@wildwoodtrust.org

Wildwood Escot is a perfect family day out with the best of British wildlife and wild spaces. Lose yourself in the fantastic maze, then find yourself on a woodland trail with our stunning wolves, lynx, wildcat and more. Fly back in time at our Saxon village and test your courage on the terrifying tree-top-drop! Just off the A30 between Honiton and Exeter.

-  Feniton train station (followed by taxi/bike ride).
-  Daily. Winter: 10am-4pm (last entry 3pm)*, Summer: 10am-6pm (last entry 5pm). *Check website for details of Christmas opening hours.
-  £2 off per person for up to 4 people per membership card (up to £8 off entry). Cannot be used with family tickets or any other offer. Excludes special event days.

-  Disabled access.

DORSET

ATHELHAMPTON HOUSE AND GARDENS



Athelhampton, Dorchester, Dorset, DT2 7LG


 www.athelhampton.co.uk


 01305 848363

 enquiry@athelhampton.co.uk

Built around an unmodified Tudor Hall, with a fine collection of English furniture from Jacobean to late Victorian periods. The award winning architectural gardens feature the famous pyramid shaped yew trees and diverse water features.


-  Dorchester Station (7 miles).
-  March - October: Sunday -Thursday, 10.00am -5pm. November - February: Sundays only, 10.30am - dusk. Please check the website for up to date opening times.


 2 adult tickets for the price of 1.

-  Wheelchair access limited. Coach house accessible. Please phone for information.



EDMONDSHAM HOUSE & GARDEN


Edmondsham, Wimborne, Dorset, BH21 5RE

 www.aboutbritain.com/edmondshamhouse.htm

 01725 51720

As featured in Country Life and The Dorset Magazine. A fine Tudor/Georgian manor house with Victorian stables and 12th century church nearby, 6 acre garden and 1 acre organic walled garden. Teas on some Wednesdays in April & October only. In Cranborne Chase between Cranborne and Verwood, off the B3081.

-  Salisbury & Bournemouth Stations (17 miles). No public transport into Edmondsham village.
-  Gardens: April - October inclusive, Wednesdays & Sundays 2.00-5.00pm. House & Gardens - Wednesdays only, April & October most Wednesdays 2.00-5.00pm (please check with owner). Bank Holiday Mondays: 2-5.00pm.


 2 adult tickets for the price of 1.

-  Wheelchair access.

FORDE ABBEY AND GARDENS

Forde Abbey, Chard, Dorset, TA20 4LU

 www.fordeabbey.co.uk

 01460 221290

 info@fordeabbey.co.uk


Enjoy 30 acres of award winning gardens with vivid herbaceous borders, bog garden, arboretum and kitchen garden, viewed against the spectacular 12th century Abbey and the Centenary Fountain - England's highest powered fountain. Tearoom, plant centre, gift shop, pottery showroom. 4 miles South East of Chard, off A30 and A358; signposted.


-  Crewkerne Station (7 miles).
-  Gardens open daily, 10am to 5.30pm (last tickets 4.30pm). House open 27th March to 31st October; Tuesday-Friday, Sunday and Bank Holiday Monday, 12 noon to 4pm (last entry).
-  2 adult tickets for the price of 1 to Gardens only or half-price for a single adult to Gardens only. Not valid for special events e.g. Summer Fair. See website for details.
-  Wheelchair access to grounds and Great Hall. Battery car available.

MAPPERTON HOUSE AND GARDENS

Mapperton, Beaminster, Dorset, DT8 3NR

 www.mapperton.com

 01308 862645

 office@mapperton.com

Terraced valley gardens surround a Tudor/Jacobean manor house, stables & dovecote, croquet lawn, Italianate formal garden with fountains, orangery, grottoes, and a 17th century summer house. Off A3066 Crewkerne or A356 from Dorchester, take B3163.

🚗 Crewkerne Station (8 miles).

📅 Gardens: 3rd March to 31st October, Sunday to Thursday. 10.00am to 5.00pm.

😊 2 adult tickets for the price of 1 to Gardens Only on Wednesdays and Thursdays only. Excludes special events.

♿ Wheelchair access to upper levels.

SERLES HOUSE & GARDEN

47 Victoria Road, Wimborne, Dorset, BH21 1EN

☎ 01202 880430

Described by Alan Titchmarsh as one of the 10 best private gardens in Great Britain, this garden is for people of all ages. The plantings fit in with over 60 relics rescued from oblivion by Ian Willis. The Anglo-Indian conservatory, plant-pot man, tree-house and cannons from the Solent are highlights of this remarkable experience. Location: Centre of Wimborne. On B3082 West of town, very near hospital, Westfield car park 300yds. Off-road parking close by.

🚗 Station at Poole, 1/4 mile from town centre bus stops.

📅 18th, 21st and 28th of July; 1st, 4th, 18th, 25th, 26th, 29th and 31st of August and 1st, 5th, 7th and 8th of September. All 2pm-5pm.

😊 2 adult tickets for the price of 1.

♿ Wheelchair access to garden but not house.

WOLFETON HOUSE

Wolfeton, Dorchester, Dorset, DT2 9QN

☎ 01305 263500

@ kthimbleby.wolfeton@gmail.com

Grade I* medieval & Elizabethan house. Magnificent carved oak panelling, splendid plaster ceilings, grand fireplaces, unique stone great stairs and 17th century pictures and furniture. 1.5 miles from Dorchester on A37 towards Yeovil.

🚗 Dorchester Station.

📅 June to end of September; Monday, Wednesday, Thursday; 2pm - 5pm.

😊 2 adult tickets for the price of 1. Does not include groups.

♿ Wheelchair access to ground floor.

DURHAM

THE BOWES MUSEUM

Newgate, Barnard Castle, County Durham, DL12 8NP

🌐 www.thebowesmuseum.org.uk

☎ 01833 690606

@ info@thebowesmuseum.org.uk

This magnificent French style château houses some of the best collections of fine and decorative arts in the UK. With a varied exhibition programme, romantic history, stunning galleries, beautiful gardens, parkland and children's play area, family activities, and acclaimed Café Bowes and Shop there are plenty of memories to be made.

🚗 Darlington Station is 17 miles away. Buses 75 and 76 from Darlington; Buses 8 and 85 from Bishop Auckland; Bus 79 from Richmond.

📅 Daily 10am - 5pm. Closed only 25th & 26th December & 1st January.

😊 10% Discount

♿ Wheelchair access to the museum including shop, Café Bowes and disabled toilet.

CROOK HALL & GARDENS

Sidegate, Durham, DH1 5SZ

🌐 www.crookhallgardens.co.uk

☎ 0191 3848028

@ info@crookhallgardens.co.uk

Crook Hall is one of the oldest inhabited houses in Durham city. The 13th century Grade I listed Medieval hall is surrounded by a series of romantic garden rooms. Durham's bustling market place, a short walk away, leads visitors to describe the gardens as a 'peaceful oasis'. A fact that possibly led Wordsworth and Ruskin to visit for quiet contemplation.

🚗 1/2 mile from Durham City rail and bus station.

📅 Sunday to Wednesday. 11am - 5pm.

😊 2 adult tickets for the price of 1. Offer does not apply to special or bookable events.

♿ Limited wheelchair access.

HEAD OF STEAM DARLINGTON RAILWAY MUSEUM

North Road Station, Darlington, DL3 6ST

🌐 www.head-of-steam.co.uk

☎ 01325 405060

@ headofsteam@darlington.gov.uk

Head of Steam Museum offers a unique experience to visitors through interactive displays and audio visual equipment, telling the story of the history of Darlington and the impact of railways. The museum is about 1 mile from the town centre on the A167 and is clearly signposted.

🚗 North Road Station 2 minutes away. Regular buses from town centre.

📅 April to October: Tuesday to Sunday 10am - 4pm. October to March: Wednesday to Sunday 11am - 3.30pm

😊 2 adult tickets for the price of 1. Not to be used in conjunction with any other offer or on event days.

♿ Wheelchair access.

ESSEX

HYLANDS HOUSE AND ESTATE

London Road, Chelmsford, Essex, CM2 8WQ

🌐 www.hylandsestate.co.uk

☎ 01245 605500

Crook Hall & Gardens





Berkeley Castle

@ hylands@chelmsford.gov.uk

Hylands House is a prestigious Grade II* listed public park encompassing 574 acres of historic parkland. The beautifully renovated neo-classical elegant villa Hylands House, dates back to 1730 and was privately owned until 1966 when Chelmsford City council purchased the estate to restore it to its former glory.

-  Chelmsford Rail Station, 15 minutes away.
-  3rd March, 7th April, 5th May, 2nd June, 7th July, 4th August, 15th September, 6th October, 3rd November, 8th December. Open: 10am - 4pm
-  Free of charge on Open days - listed above.
-  Fully Accessible

INGATESTONE HALL

Hall Lane, Ingatestone, Essex, CM4 9NR


 www.ingatestonehall.com


 01277 353010

@ house@ingatestonehall.co.uk

16th century mansion built by Sir William Petre, Secretary of State to 4 Tudor monarchs, and occupied by his descendants. The house retains many original features including priests' hiding places. Half a mile from London end of Ingatestone High Street via Station Lane.

 Ingatestone Station (0.5 mile).

 21st April to 29th September: Wednesday, Saturday & Bank Holiday Mondays, 12 noon - 5 p.m.


 2 adult tickets for the price of 1. Not available for special events.

 Partial wheelchair access.

LAYER MARNEY TOWER

Layer Marney, Colchester, Essex, CO5 9US

 www.layermarneytower.co.uk


 01206 330784


@ info@layermarneytower.co.uk

Stunning Tudor gatehouse, so impressive that Henry VIII came to stay before they finished building it. Shop, tearoom, gardens, country walks. Standing within the Essex landscape it commands views to the River Blackwater and beyond. Signed off Colchester Maldon Road. April open days have extra opening for bottle feeding lambs - see website for more details and other events.

 Witham station 7 miles away.

 3rd April - 29th September. April, May & June: Sunday & Wednesday. July & August: Sunday to Thursday. September: Sundays & Wednesdays. Open 11am and last entry is at 4pm.

 2 adult tickets for the price of 1 excluding special events.


 Wheelchair access everywhere but Tower.

GLOUCESTERSHIRE

BERKELEY CASTLE

Berkeley, Gloucestershire, GL13 9PJ


 www.berkeley-castle.com


 01453 810303


@ info@berkeley-castle.com

In 864 years the Berkeley family have transformed a forbidding fortress into a comfortable family home. Fine furniture, silver, paintings and tapestries, film location for BBC's Wolf Hall & Poldark and the feature film Johnny English Strikes Again. Terraced gardens and rare plants. Tropical butterfly house (May - September). Yurt Restaurant. Picnic area. Location; Berkeley, just off the A38/B4066, between J13 & J14 off the M5.

 Cam & Dursley Station (4 miles). Very limited bus service.

 Berkeley Castle: 1st April - 31st October, Sunday - Wednesday: 11am - 4pm. Butterfly House: 1st May - 30th September, Sunday - Wednesday: 11am - 4pm. Please check website as on rare occasions we may need to deviate from these opening times.


 2 adult tickets for the price of 1. Excludes special event days.

 Wheelchair Access limited (due to steps).

CERNEY HOUSE GARDENS


The Garden House, North Cerney, Cirencester, GL7 7BX


 www.cerneygardens.com


 01285 831300

@ janet@cerneygardens.com

A romantic garden set around a Victorian walled garden. Highlights include a working kitchen garden, large herbaceous borders, nature trail and woodland walk. Coffee, tea and cakes available. Turn off A435 opposite The Bathurst Arms.

 Kemble Station. Bus stop at the end of the lane.

 26th January - 31st October. Daily, 10am-7pm.

 2 tickets for the price of 1, excluding event days.

 Wheelchair access.

CHAVENAGE HOUSE


Chavenage, Tetbury, Gloucestershire, GL8 8XP


 www.chavenage.com


 01666 502329


@ info@chavenage.com

Elizabethan Manor House containing furniture, pictures & relics of Cromwellian period, amid the tranquil Cotswolds, with Family Chapel close by. Spacious gardens with unspoilt views. Generally tours conducted by owner or his family. Featured in BBC's "Curious House Guest", Candleford Manor in the costume drama 'Lark Rise to Candleford'. Now featuring as 'Trenwith' House, in Poldark. A hidden gem of the Cotswolds.

 Kemble (9 miles) or Stroud (7 miles) Stations. Bus Tetbury 2 miles.

 May - September; Thursdays & Sundays; 2pm-5pm, last admission 4pm.


 Half price admission. Excluding Bank Holidays

 Wheelchair access downstairs only.

SUDELEY CASTLE AND GARDENS


Winchcombe, Nr Cheltenham,
Gloucestershire, GL54 5JD


 www.sudeleycastle.co.uk


 01242 604244


 enquiries@sudeley.org.uk

Sudeley's walls tell the history of the bloody dynastic power struggles from which the modern English nation has emerged. The route through the castle gives you a sense of life through the centuries, right through to the present day as a family home. Located 8 miles NE of Cheltenham on B4632 or 10 miles from J9 of M5.

 Winchcombe 'Abbey Terrace' bus stop (Marchants service) 0.5 mile.

 Monday 4th March - Sunday 22nd December. Daily; 10am until 5pm/ until 4pm from 4th November.


 20% off general admission tickets.

 Wheelchair access limited (due to steps).

THREE CHOIRS VINEYARDS


Newent, Gloucestershire, GL18 1LS

 www.three-choirs-vineyards.co.uk


 01531 890223


 info@threechoirs.com

England's leading and most awarded single estate vineyard producing award winning white, sparkling, rose and red wines. Wine tasting tours. Lunches and dinners served in our brasserie with picturesque views. Cellar Door tasting room open for tastings and wine sales. Bed and breakfast accommodation. See website for more information.

 Ledbury train station 8 miles. Limited bus service.

 Wine Tasting Experience available Wednesday, Friday & Saturdays at 11.30am. Cellar Door open daily 9am-5pm. Brasserie open Tuesday to Sunday only for lunch and dinner, booking advised. Guest bedrooms available 6 days a week.


 2 Wine Tasting Experience tickets for the price of 1. Not to be used in conjunction with any other offers.

 Wheelchair access everywhere except the vineyard walk.

WHITTINGTON COURT

Whittington, Cheltenham,
Gloucestershire, GL54 4HF


 www.whittingtoncourt.co.uk

 01242 820556

 lucy@whittingtoncourt.co.uk

Cotswold Elizabethan manor house in historical setting adjoining Norman church, listed stable-block and barn, with family possessions including good collections of glass, ceramics and minerals. Hand printed textiles. 4 miles East of Cheltenham off A40.

 Cheltenham Station (4 miles).

 20th April - 5th May and 10th-26th August. Daily 2pm - 5pm.


 Half price admission.

 Limited wheelchair access.

WOODCHESTER MANSION


Woodchester Mansion Trust,
Woodchester Park, Nympsfield,
Stonehouse, Gloucestershire, GL10 3TS


 www.woodchestermansion.org.uk


 01453 861541


 info@woodchestermansion.org.uk

Hidden in a wooded valley near Stroud is one of the most intriguing houses in the country. Woodchester Mansion was started in the mid-1850s, but abandoned incomplete. It offers a unique insight into traditional building techniques. Woodchester Mansion Trust's repair programme includes courses in stone masonry and building conservation. The Mansion is available to hire for any occasion including Private Parties, Paranormal Investigations and much more. Private tours for small groups available any day.

 Stroud train station 5 miles. Stagecoach 65 from Stroud.

 5th April to 27th October. Friday - Sunday, 11am - 5pm. Also open on Bank Holidays.

 2 adult tickets for the price of 1. Excludes special event days.


 Limited wheelchair access to the ground floor only.

HAMPSHIRE

AVINGTON PARK

Avington, Winchester,
Hampshire, SO21 1DB

 www.avingtonpark.co.uk


 01962 779260


 enquiries@avingtonpark.co.uk


A beautiful Palladian family home in secluded parkland by the river Itchen. Features include splendid gilded and painted walls and ceilings, a pair of charming Victorian conservatories, and delightful Georgian church in the grounds. Three statues above the classical portico of the facade look out across lawns to the recently restored lake. Private guided tours and refreshments can be arranged throughout the year.



Cerney House Gardens

 Winchester Station (5 miles).

 Guided tours and teas - May to September, Sundays, Bank Holiday Mondays and Mondays in August 2.30pm - 5.30pm.


 2 adult tickets for the price of 1.


 Partial wheelchair access (ground floor only)

GILBERT WHITE & THE OATES COLLECTIONS

High Street, Selborne,
Hampshire, GU34 3JH

 www.gilbertwhiteshouse.org.uk

 01420 511275


 info@gilbertwhiteshouse.org.uk

Discover three stories about explorers of the Natural World. The home of Gilbert White, 18th century naturalist, Captain Oates and his journey to the South Pole and his Uncle, Frank Oates, Victorian explorer. Plant sales, free entry to Cafe and shop.

 Alton or Liss Stations. Buses from Petersfield and Alton.


 1st Jan-Feb half-term: Fri-Sun 10.30am-4.30pm, Feb half-term-31st Mar: Tue-Sun 10.30am-4.30pm, 1st Apr-31st Oct: Tue-Sun 10.30am-5pm. 1st Nov-24th Dec: Tue-Sun 10.30am-4.30pm. July & August: Mon-Sun 10.30am-5pm.


 Half price admission.


 Wheelchair access to ground floor & parts of garden.

JANE AUSTEN'S HOUSE MUSEUM

Chawton, Alton, Hampshire, GU34 1SD

 www.jane-austens-house-museum.org.uk


 01420 83262


 enquiries@jahmusm.org.uk


Jane Austen's House Museum in Chawton, Hampshire, is the house where Jane Austen lived and wrote. It is the most treasured Austen site in the world. It was here that Jane's genius flourished and where she wrote, revised and had published all her major works. Find us just off the A31 near Alton.

© Jane Austen's House Museum



 Alton Station is 2 miles away and the 64 bus goes between Winchester and Alton.

 February - May: 10.30am - 4.30pm. June - August: 10am - 5pm. Sept - Dec: 10.30am - 4.30pm. Please check the website for details.


 2 Adult tickets for the price of 1 between 1st September and 1st March only. Excludes weekends and special event days. Applies to standard adult rates only. One membership card gives free admission to one person only.

 Very good at ground level but steep stairs to the bedrooms.

KING JOHN'S HOUSE & HERITAGE CENTRE


Church Street, Romsey, Hampshire, SO51 8BT


 www.kingjohnshouse.org.uk


 01794 512200

 generalmanagerkjh@gmail.com

Discover a slice of Romsey's hidden history at King John's House, an intriguing medieval building with Tudor extension and Victorian Museum set in an idyllic period-style garden. Miss Moody's Tudor Tea Room welcomes visitors with delicious homemade lunches, cakes and traditional cream teas. Find us hidden between Romsey Visitor Information Centre and the Post Office, opposite Romsey Abbey.

 Romsey station, 10 minute walk. Numerous buses to Romsey town centre.

 Open All Year Excluding Christmas to New Year; Monday - Saturday. 10am - 4pm.


 2 adult tickets for the price of 1.

 Limited wheelchair access.

NEW FOREST WILDLIFE PARK


Deerleap Lane, Nr. Ashurst, Southampton, Hampshire, SO40 4UH


 www.newforestwildlifepark.co.uk


 02380 292408


 info@newforestwildlifepark.co.uk

This lovely woodland park, in the heart of the New Forest, is home to many species of owls plus plenty of amazing mammals, reptiles and birds. You can see 5 species of otters, including giant otters, Eurasian otters, North American river otters & Asian short-clawed otters. There are European bison, red deer, roe deer, Scottish wildcats, harvest mice, mouflon, wallabies, foxes, ferrets, polecats, pine martens, wild boar & hedgehogs, plus many more British and European native species. With friendly keepers happy to talk to you about the animals & the park's conservation work, & 2 fabulous adventure playgrounds where kids can let off steam, New Forest Wildlife Park makes a great day out for wildlife lovers of all ages. See website or the park's Facebook page to find out more.

 Totton rail station is approx 55 minute walk but please note there are no footpaths along Deerleap Lane. Taxi rank at station. Ashurst rail station (approx 2miles); trains from London and Poole arrive at 40mins past the hour in both directions. On arrival at Ashurst there are a number of easy ways to reach us. Taxi - for an easy life from Ashurst a taxi costs approx £7 to £8. Book a taxi on 023 8029 3399 or contact us for more assistance. By bus: the Bluestar 6 bus runs between Southampton.

 Spring/Summer: 10.00am - 5.30pm.
Autumn/Winter: 10.00am - 4.30pm
or dusk.


 Child Free entry (age 3 to 16) with One adult paying the standard entry price as advertised on our web site on the day, note not valid bank Holidays or Bank Holiday weekends, cannot be used with any other offer. Valid up to 31 December 2019. One visit per household address, and with a valid CPRE membership card.

 We welcome wheelchair and mobility scooter users and visitors with limited mobility. However, the woodland trails and natural forest environment may pose difficulties for some visitors. Please telephone the park prior to your visit to discuss your requirements, and we'll do our best to help.

STANSTED PARK


Rowlands Castle, Hampshire, PO9 6DX



 www.stanstedpark.co.uk

 02392 412265

 enquiry@stanstedpark.co.uk

Set in 1800 acres of glorious parkland. Magnificent state rooms, authentic Servants' Quarters. Victorian walled garden, yew maze and tearoom. Garden centre, ancient chapel, arboretum and Stansted light railway. On the Hampshire/West Sussex border. Available for weddings and private hire.

 Taxis from Havant Station (4 miles away). 2 mile forest walk from Rowlands Castle station.

 Easter to end September: Sunday - Wednesday. 1pm - 5pm (last entry 4pm)
 2 adult tickets for the price of 1. Excludes special events.

 Disabled access.

HERTFORDSHIRE


ST PAULS WALDEN BURY


St Pauls Walden, Hitchin,
Hertfordshire, SG4 8BP


 www.stpaulswaldenbury.co.uk

 stpaulswalden@gmail.com

Grade I listed formal woodland garden, laid out about 1720, covering 50 acres. Long avenues and rides lined with clipped beech hedges lead to temples, statues and ponds. Seasonal displays of snowdrops, daffodils, magnolias, rhododendrons and lilies. Wild flower areas include banks of cowslips. Childhood home of Queen Elizabeth the Queen Mother. On B651, 5 miles south of Hitchin, 1/2 mile north of Whitwell village. Homemade teas.

 Hitchin 5 miles, Stevenage 7 miles, Harpenden 8 miles, St Albans 10 miles.


 Sundays 7th April, 12th May, 9th June, 2pm-7pm. Other times and any visits to the house by appointment only.

 2 adult tickets for the price of 1 for dates specified in opening times only. Discount does not apply to visits by appointment.

 Wheelchair access.


VERULAMIUM MUSEUM

St. Michael's Street, St. Albans,
Hertfordshire, AL3 4SW

 www.stalbansmuseums.org.uk/visit/verulamium-museum


 01727 751810


 museum@stalban.gov.uk




New Forest Wildlife Park

Verulamium Museum is a fantastic place to find out about everyday Roman life. It's built on the site of one of the largest Roman settlements in Britain, so as well as seeing a museum packed with Roman objects, you can also explore the remains of the Roman town. A short stroll away in Verulamium Park, see the Hypocaust and the remains of the Roman wall, while across the road you can also visit the Roman Theatre.

 By train: St Albans is on two train lines: the Thameslink line to St Albans City (Bedford/Brighton/London), about a 30 minute walk away and the Abbey Flyer line from Watford Junction to St Albans Abbey, about 20 mins walk through the Park.

 Monday to Saturday: 10am to 5.30pm (last admission at 5pm). Sunday: 2pm to 5.30pm (last admission at 5pm). Normal hours on Bank Holidays. For Christmas & New Year opening, check with the museum. Please note that during term-time, we often have school groups visiting, so the gallery can get busy during certain periods, but is generally quieter after about 3pm. If you have any concerns, do give us a ring.

 2 adult tickets for the price of 1.


 Wheelchair-accessible. Lift to reach the accessible WC. There is a sloped path from the NCP car park to the entrance, the glass doors are quite heavy to open but staff can assist. We do not have an audio guide available but can offer sessions for specific groups subject to availability by prior arrangement - please enquire.

ISLE OF WIGHT

DIMBOLA MUSEUM & GALLERIES


Terrace Lane, Freshwater Bay, Isle of Wight, PO40 9QE


 www.dimbola.co.uk


 01983 756814


 elissa.blizzard@dimbola.co.uk

Former home of Julia Margaret Cameron, pioneering Victorian photographer. Exhibition of Julia's work, vintage cameras and Victorian dressing-up room. There is also a programme of contemporary and historic photography exhibitions so there will always be something different to enjoy. Free entry to the tearoom and gift shop.

 Buses 7 & 12, Needles Breezer (Mar-Oct) & FYT Bus.

 Closed 2nd Jan-21st Jan. Winter opening hours: 10am - 4pm, Tuesday - Sunday until 31st March. Then open 7 days a week 10am-5pm until end of September. Check website for details of opening times after September.


 2 for 1 admission - excluding special events. Please contact for event details.


 Wheelchair access to ground floor including tea room, gift shop and WC. Stairlift to upstairs galleries.


KENT

BELMONT HOUSE AND GARDENS


Belmont House, Belmont Park, Throwley, Faversham, Kent, ME13 0HH


 www.belmont-house.org


 01795 890202


 administrator@belmont-house.org

An elegant 18th century house set in beautiful parkland. Gardens include a pinetum with grotto, a walled garden and a kitchen garden with Victorian greenhouses. Its contents echo ownership by the Harris family since 1801, including mementos of careers in India and Trinidad, along with an extensive clock collection.

 Faversham station approx. 6 miles.


 Gardens open daily, 10am- 6pm (or dusk if earlier). The house is open for guided tours on Wednesdays (11am & 1pm), Weekends and BH Mondays (2.15pm & 3.15pm), April to September (House not included in discount scheme). Please see website for further details.


 Half price admission on gardens only. Not valid on special event days, offering 2-for-1.


 Wheelchair access for all grounds.

BROGDALE COLLECTION

Brogdale Farm, Brogdale Road, Faversham, Kent, ME13 8XZ


 www.brogdalecollections.org


 01795 536250


 info@brogdalecollections.org

Home of the National Fruit Collection. Set in 150 acres, discover over 2,200 varieties of apples along with pears, cherries, soft fruit, nuts & more. 10 minutes from the M2 at Junction 6.

 Faversham railway station 3 miles.

 Self guided walks available all year. Guided walks from April until October. Open daily 10am to 5pm.

 2 for 1 discount on all Orchard passes. Not valid for All Event passes.

 Disabled access


DANSON HOUSE


Danson Park, Danson Road, Welling, DA6 8HL


 www.bexley.gov.uk/services/visitor-attractions/danson-house

 dansonhouseheritage@kent.gov.uk

Set overlooking the award-winning Danson Park, this beautiful Grade I listed Palladian villa was officially re-opened by HM Queen Elizabeth II in July 2005. Built by Sir John Boyd in 1766 for his second wife Catherine Chapone, Danson House was originally designed by architect Sir Robert Taylor (who was also the architect of the Bank of England). Danson House is located just off the A2, six miles from Junction 2 of the M25. It is a twenty-minute walk from Bexleyheath or Welling Rail Stations and is well serviced by local buses which stop nearby.

 Bus Routes: 89, 486, 96, B16, B15, B14.
Train Stations: Bexleyheath or Welling.


 November to February: Every Thursday, 10am until 4pm (last admission 3.15pm). March to October: Every Sunday, 10am until 4pm (last admission 3.15pm).


 Half price ticket on presentation of CPRE membership card


 Yes. Disabled access.

GROOMBRIDGE PLACE GARDENS


Groombridge Place, Groombridge Hill, Groombridge, Tunbridge Wells, East Sussex, TN3 9QG


 www.groombridgeplace.com


 01892 861444

 office@groombridgeplace.com

Groombridge Place offers a fun day out for all the family with award winning gardens, and the Enchanted Forest, with its giant tree swings and other exciting things to discover. In August, discover the amazing handcrafted Treetops Walkway, which is an incredible 350m long and stands at over 20m above the forest floor. Experience something truly magical as you climb higher and higher along the ropes into the tree canopy of the huge Oak, Pine, Beech and Chestnut trees which make up this ancient forest.

 Tunbridge Wells (4 miles), Metabus 209/291 service. London Charing Cross to Tunbridge Wells, then bus or taxi to Groombridge. Or take the Spa Valley Railway steam train from Tunbridge Wells West Station with a 10-minute walk the other end.

 Daily: 10.00am - 4pm

 2 tickets for the price of 1. Not available to use with any other discount and cannot be used on special event days,



Danson House

♿ The majority of the gardens are accessible to wheelchairs as they are mainly on one level, all paths are gravel and steps have adjoining gravel ramps. Some areas of the forest are naturally steep and not accessible by all wheelchair users, a map advising the best route for wheelchair users can be obtained from the admissions office on arrival.

LULLINGSTONE CASTLE & THE WORLD GARDEN

Lullingstone Park, Eynsford, Dartford, Kent, DA4 0JA

🌐 www.lullingstonecastle.co.uk

☎ 01322 862114

@ info@lullingstonecastle.co.uk

Lullingstone Castle dates to the 15th century and has remained in the same family ever since. It boasts Henry VIII and Queen Anne amongst its royal visitors. The current heir Tom Hart Dyke, after his kidnaper ordeal in Colombia in 2000, has created a garden in the shape of the world, containing some 8,000 unusual plants.

🚗 Eynsford Station, 3/4 mile.

📅 5th April to 27th October: Friday, Saturday and Sunday, plus Bank Holidays. 12 - 5pm.

😊 50% off ticket price, excluding events (see website for more details).

♿ Limited wheelchair access to ground floor and grounds.

POWELL-COTTON MUSEUM, QUEx HOUSE & GARDENS

Quex Park, Park Lane, Birchington, Kent, CT7 0BH

🌐 www.quexpark.co.uk

☎ 01843 842168

@ enquiries@quexamuseum.org

Powell-Cotton Museum contains a taxidermy collection of African wildlife, ethnographical exhibits, weaponry, porcelain and fine furniture. Its natural history collections are of world-class importance as a scientific resource. Quex House is a regency house featuring a Victorian walled garden. Wedding and functions venue and Mama Feelgoods Boutique Cafe.

🚗 Birchington on Sea (1/2 mile).

📅 Museum and Gardens open from 15th January to 15th December. 10am to 5pm. Last entry 4:30 pm Tuesday to Sunday and Bank Holiday Mondays. Quex House open from 1st April to 31st October. 1pm to 4pm. Tuesday to Sunday and Bank Holiday Mondays. 😊 2 adult tickets for the price of 1. Normal admission applies during February half term. Not valid on special event days.

♿ The Museum, ground floor of Quex House and the gardens are all accessible for wheelchair users.

RESTORATION HOUSE

17 - 19 Crow Lane, Rochester, Kent, ME1 1RF

🌐 www.restorationhouse.co.uk

☎ 01634 848520

@ robert.tucker@restorationhouse.co.uk

Privately owned ancient mansion, close to city centre. Beautiful interiors 'run-up' for Charles II's visit. Dickens situated Miss Havisham here. Fine collection of English furniture and pictures. Charming interlinked walled gardens. Restoration of late 16th century Italian water garden nearly complete for 2018.

🚗 Rochester Station (1/3 mile) - 5 minute walk

📅 30th May to 27th September; Thursdays and Fridays only, 10am-5pm.

😊 Half price admission.

♿ Wheelchair access limited to garden and tea shop.

ROMAN PAINTED HOUSE

New Street, Dover, Kent, CT17 9AJ

🌐 www.theromanpaintedhouse.co.uk

☎ 01304 203279

The Roman Painted House, the finest Roman House on show in Britain, was discovered by Kent Archaeological Rescue Unit. 25 years of excavation across ancient Dover by the Unit have uncovered 50 major structures. The Painted House was the best preserved and is now a major tourist attraction. Many display panels, finds and commentaries with unique wall murals and underfloor hypocausts. Excavated in 1970 and opened in 1977. Many display panels, finds and commentaries. Located in Dover town centre, railway and buses close by.

🚗 Dover Priory Station (600 yards). Several buses to town centre.

📅 July: 18th, 21st & 28th. August: 1st, 4th, 18th, 25th, 26th, 29th, 31st. September: 1st, 5th, 7th, 8th.

😊 2 adult tickets for the price of 1.

♿ Wheelchair access.

WILDWOOD

Herne Common, Herne Bay, Kent, CT6 7LQ

🌐 www.wildwoodtrust.org

☎ 01227 712111

@ info@wildwoodtrust.org




Lullingstone Castle


Wildwood near Canterbury is a great day out for all ages where you can see amazing British wildlife from past & present. Set in 40 acres of ancient British woodland is a stunning collection of over 200 British animals in natural enclosures. See bears, wolves, otters, badgers, owls, lynx, beavers, bison, wild boar, reindeer and many more as you walk around the twisting trails. Finish your day by letting your kids go wild in our amazing adventure play park featuring Kent's tallest vertical drop slide, twisting tube slide, pine marten towers & a special area for under-5's. Join our experts at weekends & school holidays for close-up animal talks and feeds. Visit the Beaver Lodge Cafe or enjoy your own food in our spacious picnic area. Wildwood is not just a wildlife park but also a unique conservation project which aims to protect native British wildlife & bring back the original wild wood. Every visit helps to preserve some of the UK's most endangered animals.


🚗 Triangle bus route between Canterbury, Whitstable and Herne Bay.



Leighton Hall

 Summer opening 10am-5pm. Winter opening 10am-3pm. Park closes 1 hour after last entry. Dropside open weekend and school holidays only.

 Save £2.50 per day ticket for up to four people per membership card. Can not be used in conjunction with other offers.


 Yes but be aware the woodland can get muddy.

LANCASHIRE

BROWSHOLME HALL

Clitheroe Road, Cow Ark, Clitheroe, Lancashire, BB7 3DE


 www.browsholme.com

 01254 827160


 cturner@browsholme.com

Ancestral home of the Parker family since 1507. Major collection of portraits, furniture, arms, stained glass & antiques. 1 mile from Bashall Eaves & 5 miles North West of Clitheroe.

 Clitheroe Station (5 miles).

 May to end September, every Wednesday 11.30am to 4pm. 1st Sundays in June and Sept. Spring and August Bank Holiday Mondays. 11.30am to 4pm. Hall tours from 12 Noon.


 Half price admission.

 Wheelchair access to ground floor.

HOGHTON TOWER

Hoghton, Lancashire, PR5 0SH


 www.hoghtontower.co.uk


 01254 852986

 mail@hoghtontower.co.uk

Visit the award-winning Hoghton Tower. Join a guided tour of the beautiful state rooms to hear about the history of the house and family. Wander through the walled gardens and take in the views. Finish your day with a visit to our gift shop and an afternoon tea in our wonderful tea room. All income from tours benefits the Hoghton Tower Preservation Trust. Nearest motorway M65, J3.

 Preston Station (7 miles).


 May - September: Sunday - Thursday. Tours hourly from 11:30am to 3:30pm.


 Half price house tour admission. Does not include special events.


 No wheelchair access.

LEIGHTON HALL


Carnforth, Lancashire, LA5 9ST


 www.leightonhall.co.uk


 01524 734474


 info@leightonhall.co.uk

Visit the award-winning Leighton Hall and join one of our fascinating tours of this beautiful historic house. As well as enjoying the woodland walk, there is the traditional garden, gift shop and plant stand, charming tearooms and birds of prey display - weather permitting. Childrens Play area.

 Carnforth station, 3 miles away. Silverdale Rail Station and then walk or by bus. Bus is Route 51.

 1st May - 27th September: 2 - 5pm Tuesday - Friday. Also Bank Holiday Sunday & Monday. Open on Sundays in August.


 2 adult tickets for the price of 1 during standard opening dates entered in guide. Not valid at special events.


 Partial accessibility.

LEICESTERSHIRE

ROCKINGHAM CASTLE


Rockingham, Market Harborough, Leicestershire, LE16 8TH

 www.rockinghamcastle.com


 01536 770240


 estateoffice@rockinghamcastle.com

A royal castle and a family home for 450 years. The predominantly Tudor building, within Norman walls, has architecture, furniture and works of art. 18 acres of formal and wild garden command a splendid view of 5 counties. Located on the A6003 North of Corby.

 Kettering and Corby stations.

 From Easter Sunday to the end of May: Sundays & Bank Holiday Mondays. June to the end of September: Tuesdays, Sundays & Bank Holiday Mondays. Open 12 noon - 5pm. Grounds open at 12 noon. Castle opens at 1pm.


 2 adult tickets for the price of 1.


 Wheelchair access on ground floor only.

LINCOLNSHIRE

BURGHLEY HOUSE

Burghley Park, Stamford, Lincolnshire, PE9 3JY


 www.burghley.co.uk


 01780 752451

 burghley@burghley.co.uk

The largest & grandest house of the first Elizabethan age. Built by William Cecil, Lord High Treasurer to Elizabeth I & still lived in by his descendants. The world famous collection of art & porcelain make Burghley a real 'Treasure House'. Fully licensed Orangery Restaurant (in Capability Brown designed building). Gardens of Surprise, incorporating the Historical Garden of Surprises and the Contemporary Sculpture Garden. Close to the A1, 1 mile east of Stamford on the B1443, clearly signposted.

 Stamford Station (1 mile).

 Saturday 16th March to Sunday 3rd November (closed 5th to 8th September). Open daily, except the House is closed on Fridays.


 2 adult tickets for the price of 1.

 Wheelchair access.

DODDINGTON HALL & GARDENS

Doddington, Lincoln, Lincolnshire, LN6 4RU

 www.doddingtonhall.com

 01522 694308

 info@doddingtonhall.com

Begun in 1595 by Robert Smythson, one of England's foremost Elizabethan Architects. Doddington Hall is a fine example of a late Elizabethan Mansion, it is still a lived-in and much loved family home, alive with history and interest. Over 400 years of unbroken family occupation has resulted in fascinating collections of furniture, weaponry, paintings, ceramics, textiles, household objects, porcelain and a wealth of amusing stories all to be found in and around Doddington Hall. 5 miles West of Lincoln on the B1190 signposted from the A46 Lincoln bypass, and A57 between the A1 & Lincoln.

Hykeham Train Station; 3.8 miles. Lincoln train & bus services; 4.8 miles.

Hall and Gardens: 7th April - 29th September. Sundays, Wednesdays, Fridays and Bank Holiday Mondays, 12-4.30pm (Gardens from 11am).

2 adult tickets for the price of 1 on House & Gardens tickets only (does not apply to gardens only tickets). Only valid during normal opening times, does not include special events or Christmas opening.

Disabled parking. 2 for 1 entrance for wheelchair user and carer. Disabled facilities in the Hall, gardens and farm shop.

ELSHAM HALL GARDENS AND COUNTRY PARK

Elsham, Brigg, North Lincolnshire, DN20 0QZ

www.elshamhall.co.uk

01652 688698

enquiries@elshamhall.co.uk

Privately owned gardens and country park with beautiful lakeside garden, secret garden, contemporary walled garden with animals and birds, and adventure playground. The perfect place for a family day out. Lambing days in the Spring and special events on Bank Holiday weekends. Traditional afternoon teas available from the Secret Garden tea rooms. Entry from B1206 Brigg/Barton Road. Within easy access off M180/55 Humber Bridge turn off (follow the Brown Heritage signs).

Barnetby Station (about 4 miles). Call Connect operates locally.

Open daily throughout the year, 11am - 5pm. Seasonal reductions between October and March.

2 Adult tickets for the price of 1, excluding special events.

Wheelchair access & toilets.

LONDON

CAPEL MANOR GARDENS

Bullsmoor Lane, Enfield, London, EN1 4RQ

www.capelmanorgardens.co.uk

0303 0031234

marketing@capel.ac.uk

We have more than 60 beautiful gardens and landscapes to explore across our 30 acre estate in Enfield, North London. Our seasonal bedding displays, growing animal collection, Fairy Forest, maze and special events throughout the season make Capel Manor an enchanting day out for all ages. Conveniently located off Junction 25 on the M25 with free parking.

Turkey Street 2 miles - bus services from Enfield town

November to February: Weekdays only, 10am to 5pm. March to October: Seven days a week, 10am to 5.30pm. 2 adult tickets for the price of one. Not valid on special event days (see website for details)

Wheelchair access and hire of mobility scooters available on request.

DR JOHNSON'S HOUSE

17 Gough Square, London, EC4A 3DE

www.drjohnsonshouse.org

0207 3533745

curator@drjohnsonshouse.org

Built circa 1700, this atmospheric four-storey townhouse was home and workplace to Samuel Johnson (1709 - 1784) in the mid-18th century, and it was in the Garret that he wrote his influential "Dictionary of the English Language". Historic interior, Library, Audio guide, Foreign interpretation available. Gift shop and childrens' costumes.

Rail: Farringdon/City Thameslink/Blackfriars. Underground: Chancery Lane or Blackfriars. Bus: Fleet Street. October - April: Monday - Saturday, 11am - 5pm. May - September: Monday - Saturday, 11am - 5.30pm. Closed Sundays and Bank Holidays.

2 adult tickets for the price of 1. Cannot be used in conjunction with any other offer.

Regrettably no wheelchair access and many steps in the House. Audio guide is available free of charge to visually impaired visitors.

FREUD MUSEUM LONDON

20 Maresfield Gardens, Hampstead, London, NW3 5SX

www.freud.org.uk

020 74352002

info@freud.org.uk

Visit London's most intriguing historic house museum. The Freud Museum was the final home of Sigmund Freud, the founder of psychoanalysis, who came here after fleeing Nazi-occupied Vienna. See Freud's study, preserved as he left it, and the original psychoanalytic couch on which his patients told him their dreams.

Tube/London Overground: Finchley Road/Finchley Road & Frognal. Buses: 13, 113, 187, 268, C11 all stop near Finchley Road tube. 5 minute walk from Finchley Road. See website for detailed directions.

Wednesday to Sunday, 12pm - 5pm. Open Mondays in summer (check website for dates).

Half price admission on full adult fee only (not concessions), on presentation of a valid CPRE membership card

Wheelchair access limited to ground floor, including Freud's study and gardens (open weather permitting).



Dr Johnson's House



Fairhaven Woodland & Water Garden

SYON PARK

Syon House, London Road, Brentford, Middlesex, TW8 8JF

www.syonpark.co.uk

020 8560 0882

info@syonpark.co.uk

The London home of the Duke of Northumberland, built on the site of a medieval Abbey, contains some of Robert Adam's fine interiors with the spectacular Great Conservatory surrounded by 'Capability' Brown landscaped gardens.

Gunnersbury (District Line) then 267 or 237 bus to Brent Lea. E8 bus from Ealing Broadway underground. Short walk from Syon Lane rail station.

11th March to 27th October. Gardens open daily 10.30am - 5pm (last entry 4pm). House open Wednesdays, Thursdays, Sundays and Bank Holidays 11am - 5pm (last entry 4pm).

2 adult tickets for the price of 1. Not valid for special events.

Limited wheelchair access.

NORFOLK

BRESSINGHAM STEAM AND GARDENS

Low Road, Bressingham, Diss, Norfolk, IP22 2AA

www.bressingham.co.uk

01379 686900

info@bressingham.co.uk

You have to go a long way to beat Bressingham Steam and Gardens for a family day out. For here is where world renowned gardener and horticulturist Alan Bloom combined his passion for plants and gardens with his love of steam to create a truly unique experience for all the family.

Diss station (3 miles).

28th March to 27th October, daily (10.30am - 5pm). Please refer to website for specific dates and events.

2 adult tickets for the price of 1. Excludes special event days.

Disabled access, apart from one gallery.

FAIRHAVEN WOODLAND & WATER GARDEN

School Road, South Walsham, Norwich, Norfolk, NR13 6DZ

www.fairhavengarden.co.uk

01603 270449

enquiries@fairhavengarden.co.uk

130 acres of ancient woodland, water gardens and a private broad, set in the Norfolk countryside. Over 3 miles of woodland walks, boat trips throughout the summer season, children's nature trail, bird hide, sensory garden and programme of events throughout the year, please see website for details. Our visitors centre has been awarded 'Highly Commended' status from the CPRE Norfolk Awards. 9 miles East of Norwich, signposted on A47 at B1140 Junction.

Acle Railway Station 3 miles.

Open every day except Christmas Day. 10am to 5pm March to end September. 10am to 4pm October to end February.

2 for the price of 1 (cheapest ticket free). Does not apply to special events.

100% of Gardens accessible by wheelchair. Fully accessible facilities.

HOLKHAM HALL

Holkham Estate Office, Wells-next-the-sea, Norfolk, NR23 1AB

www.holkham.co.uk

01328 713111

enquiries@holkham.co.uk

Home to the Earls of Leicester, this magnificent Palladian Hall is a living treasure house of artistic and architectural history. Discover the interactive Field to Fork Experience, the beautiful 18th century Walled Garden, hire a bike or a boat to enjoy the panoramic landscape and sample local produce in the gift shop and café.

The local bus stops in Holkham village 3/4 mile walk to attraction.

1st April to 31st October. Holkham Hall: Sunday, Monday & Thursday, 12-4pm, plus Good Friday 19th April and Easter Saturday 20th April for our Easter event and 25th and 26th October for our Halloween event.

2 adult tickets for the price of 1, available on days Holkham Hall is open for the visitor season. Offer does not extend to events. Car parking charges apply.

Full accessibility guide on our website.

MANNINGTON ESTATE

Mannington, Norwich, Norfolk, NR11 7BB

www.manningtonestate.co.uk

01263 584175

admin@walpoleestate.co.uk

Gardens surround this medieval moated manor house. Wide variety of plants, shrubs and trees with an extensive collection of heritage and modern roses. Hall open by appointment for special interest groups and on some summer garden open days. Signposted off the B1149 Norwich/Holt Road.

Very limited. 2 miles for buses to Saxthorpe.

26th May to 1st September; Wednesdays, Thursdays, Fridays & Sundays; 11am - 5pm.

Half price admission excluding charity days.

Reasonable access with reserved parking, lavatories and boardwalk across meadow with wheelchair accessible bird hide.

PLANTATION GARDEN

4 Earlham Road, Norwich, Norfolk, NR2 3DB

www.plantationgarden.co.uk

secretary@plantationgarden.co.uk

The Plantation Garden is a grade II* English Heritage registered garden established in a medieval chalk quarry close to Norwich city centre, adjoining the Catholic Cathedral. During the mid-20th century the garden fell into disrepair and became completely neglected and overgrown. The Plantation Garden Preservation Trust, run by volunteers, was formed in 1980 to begin the restoration of the garden. The garden comprises nearly 3 acres in all, a haven of peace and tranquillity and a glimpse into a bygone age. Its features include a Gothic fountain, flower beds, lawns, Italianate terrace, 'Medieval' terrace wall, summer-house, woodland walkways and rustic bridge.

🚗 Norwich Station; a good mile away, bus service; bus stop outside gate. There is no parking at the Garden.

📅 All year round; 9am - 6pm. Check on website for variation on Winter opening times.

😊 Half price admission.

♿ Partial wheelchair access.

RAVENINGHAM GARDENS

Raveningham, Norwich,
Norfolk, NR14 6NS

🌐 www.raveningham.com

☎ 01508 548480

@ sonya@raveningham.com

Gardens surrounding Georgian Hall. Victorian walled kitchen garden, Stumpery, glasshouses, herb garden, millennium lake, sculptures, specialising in galanthus and agapanthus. Details of special events can be found on the website. 10 miles South East of Norwich. Sign-posted off A146 at Hales.

🚗 Norwich Station 15 miles.

📅 Please see our website for details

😊 2 adult tickets for the price of 1, excluding special events.

♿ Partial wheelchair access.

STODY LODGE GARDENS

Stody Lodge, Stody Estate,
Melton Constable, Norfolk, NR24 2ER

🌐 www.stodylodgegardens.co.uk

☎ 01263 863994

@ enquiries@stodyestate.co.uk

Stody Lodge Gardens is well-known for the sheer intensity of its planting together with the carefully planned riot of colour on a grand scale, 14 acres in total. The extensive collection of rhododendrons and azaleas, magnolias and camellias, all under-planted with bluebells and spring bulbs, continue to make this family garden one of the most exciting to visit in the country. The four acre Azalea Water Gardens, approached via the long rhododendron-lined drive, is considered to be the largest mass planting of azalea mollis (around 2,000 plants) in the UK.

🚗 Norwich rail station 40 minutes by road. Bus station in Holt.

📅 1pm - 5pm on Sunday 5th May, Sunday 12th May, Wednesday 15th and Thursday 16th May, Sunday 19th May to Friday 24th May inclusive, Sunday 26th May and Bank Holiday Monday 27th May.

😊 Half price admission.

♿ Accessible, but only partially accessible to Azalea Water Gardens.

THE WELLS & WALSINGHAM LIGHT RAILWAY

Wells-next-the-sea, Norfolk, NR23 1QB

🌐 www.wwlr.co.uk

☎ 01328 711630

@ wellswalsinghamrailway@gmail.com

4 mile steam train journey through glorious North Norfolk countryside from Wells to Walsingham. Running for over 30 years, this charming 10¼" narrow gauge steam railway is a fun time for all the family. Signal Box Cafe at Wells Station.

🚗 Coasthopper bus (100 yards). Large coach/car park at Wells Station.

📅 February half-term and March weekends. 16th March to 31st October, 7 days a week.

😊 Half price admission. Only applies to normal service. Excludes special events.

♿ Limited. Please call for further information.

NORTHAMPTONSHIRE

DEENE PARK

Deene, Corby,
Northamptonshire, NN17 3EW

🌐 www.deenepark.com

☎ 01780 450278

@ admin@deenepark.com

Deene Park is home to the Brudenell family and was the seat of the 7th Earl of Cardigan who led the Charge of the Light Brigade. The lakeside gardens feature a parterre by David Hicks with topiary teapots, circular Hornbeam hedge, long borders, old fashioned roses and specimen trees. Off A43 between Corby and Stamford.

🚗 Kettering approx 13 miles away. 6 miles North East of Corby, off A43. No bus service.

🏡 House & Gardens: Sundays and Bank Holiday Mondays from 21st April to 1st September, also every Wednesday in September. Gardens & tearoom: Open from 12pm to 5pm, House: Open from 2pm to 5pm, last admission is at 4pm. Gardens Only: In addition, the gardens are also open Monday-Thursday from 6th May until 29th August from 12-4pm, last admission is at 3pm. Please note that for any Mondays that fall on a bank holiday times will revert to the house & garden opening times.

😊 2 adult tickets for the price of 1. Does not apply to special events.

♿ Wheelchair access to ground floor of house and main features of garden.

NORTHUMBERLAND


BAMBURGH CASTLE

Bamburgh, Northumberland, NE69 7DF

🌐 www.bamburghcastle.com

☎ 01668 214208

@ administrator@bamburghcastle.com



Deene Park



Broughton Castle

An iconic coastal castle with spectacular views. Fourteen rooms house a magnificent collection of china, porcelain, artwork and armour. The Armstrong and Aviation Artefacts Museum gives you a glimpse into the genius and legacy that Lord Armstrong left. Check the website for an ongoing programme of events and activities.

Alnmouth and Berwick-upon-Tweed. Bus stop 100m away. 4 miles from the A1 on B1341 or B1342.

19th February - 3rd November: Daily 10am - 5pm, last admission 4pm. 4th November - 7th February: Weekends only 11am-4.30pm, last admission 3.30pm.

20% discount on admissions. Not valid on Family tickets or car parking.

Limited access. DVD presentation.

CHILLINGHAM CASTLE

Chillingham, Alnwick, Northumberland, NE66 5NJ

www.chillingham-castle.com

01668 215359

enquiries@chillingham-castle.com

A medieval family fortress. Dungeons, torture chamber and state rooms. Same family line since 1246. Tearoom, gardens, woodland walks and lake (Simon Jenkins 4 star. Independent: The best of top 50 castles of Britain and Ireland). Film location for Elizabeth, Most Haunted etc. Tearoom. Self catering apartments. Ghost tours and vigils. Weddings and functions. Turn off A1 towards Alnwick & follow brown heritage signs.

Alnmouth (17 miles) or Berwick-upon-Tweed Stations (24 miles).

6th April - 3rd November. 12pm-5pm everyday

Half price admission.

No wheelchair access.

OXFORDSHIRE

BROUGHTON CASTLE

Broughton, Banbury, Oxfordshire, OX15 5EB

www.broughtoncastle.com

01295 276070

info@broughtoncastle.com

The family home of Lord & Lady Saye and Sele for 600 years. Moated castle built in 1300 and greatly enlarged in 1550. It contains fine panelling and fireplaces, splendid plaster ceilings and good period furniture. Civil war parliamentary connections. Beautiful walled gardens, with old roses, shrubs & herbaceous borders. Tearoom, Gift Shop and free parking. 2 miles west of Banbury on B4035 Shipston-on-Stour road.

Banbury Station.

1st April to 30th September. Wednesdays, Sundays and Bank Holiday Mondays, 2-5pm (last admission 4.30pm).

2 adult tickets for the price of 1. Offer only applies to our open days and excludes other special event days.

Wheelchair access to ground floor and gardens.

CHINNOR AND PRINCES RISBOROUGH RAILWAY

Chinnor Station, Station Road, Chinnor, Oxfordshire, OX39 4ER

www.chinnorrailway.co.uk

07979 055366

enquiries@chinnorrailway.co.uk

A Great Western style branch line operating steam and heritage diesel trains between Chinnor and Princes Risborough Stations. Sit back, relax and enjoy scenic views on a leisurely round trip along the Chiltern foothills. Look out for the wildlife & Red Kites. Free car park, cafe and souvenir shop at Chinnor Station. Interchange with Chiltern Railways trains and paid-for car park at Princes Risborough Station, Platform 4, Station Approach, Princes Risborough, Buckinghamshire, HP27 9DN.

Bus Routes - 40 and 275 at Chinnor Station. Also Chinnor Station is 3 miles from Junction 6 of the M40 - large free car park available. Chiltern Railways train services at Princes Risborough station.

Open on all Sundays and Bank Holidays from Mothering Sunday until Halloween. Also open on some other days so please see website for details.

2 tickets for the price of 1 Adult ticket. Pay £12.00 and take another Adult or Child free. Not valid on any Evening Dining or Santa Specials.

Wheelchair access on level to platform/shop/booking office and to train at Chinnor Station. For facilities at Princes Risborough see www.chilternrailways.co.uk

DIDCOT RAILWAY CENTRE

Station Road, Didcot, OX11 7NJ

www.didcotrailwaycentre.org.uk

01235 817200

info@didcotrailwaycentre.org.uk

Didcot Railway Centre is the living Museum of the Great Western Railway. See our unique collection of Great Western Railway steam engines, coaches, wagons, buildings and small relics based in 25 acres around the original 1930's Engine Shed. From Brunel's Broad Gauge to the modern trains running past, Didcot Railway Centre is home to over 180 years of railway history. Visit the Refreshment Room for hot and cold food and pick up a souvenir in the shop.

Didcot Parkway Station

Every weekend, daily from 16th February to 6th October. Open at 10:30 am, last admission 3:30pm.

2 tickets for the price of 1. Not valid for special events advertised on website.

There is an unavoidable flight of 18 steps to the entrance. Once inside there is level access. Access statement is on the website

ROUSHAM HOUSE & GARDEN

Nr Steeple Aston, Bicester, Oxfordshire, OX25 4QX

www.rousham.org

01869 347110

ccd@rousham.org

Garden created by William Kent in 1735 and has not been altered since. Landscape garden including the seven arched Praeneste, herbaceous borders, parterre and pigeon house. A herd of rare Long-Horn cattle can be seen in the park. No tearoom or shop. Bring a picnic, wear comfortable shoes and Rousham is yours for the day. No dogs allowed. House built in 1635 by Sir Robert Dormer - only open by prior arrangement.

🚗 Heyford Station (1 mile). S4 Oxford-Banbury bus passes the lodge gates at Rousham and will stop on request.

🗓️ Gardens open every day of the year from 10 am. Last admission is at 4.30 pm and the gardens close at dusk.

😊 2 adult tickets for the price of 1 (garden only).

♿ Wheelchair access in garden.

STONOR PARK

Henley-on-Thames,
Oxfordshire, RG9 6HF

🌐 www.stonor.com

☎ 01491 638587

@ administrator@stonor.com

One of England's oldest manor houses, built and owned by the Stonor family from the 12th century in possibly the most beautiful setting of any house in England. Many unique items of furniture, tapestries, sculptures, drawings, and family portraits are on show. Souvenir gift shop and Stonor Pantry. On B480, five miles north of Henley-on-Thames.

🚗 Henley-on-Thames Station (5 miles). No bus service.

🗓️ July and August - Friday, Saturday and Sunday. Gardens, Chapel & Tea Room; 10am -5pm. House; 1.30pm - 5pm (last entry 4pm).

😊 2 adult tickets for the price of 1 to house and garden. Excludes special events days.

♿ Unsuitable for wheelchairs.

WATERPERRY GARDENS

1 Spinney Cottages, Waterperry,
Oxford, OX33 1LA

🌐 www.waterperrygardens.co.uk

☎ 01844 339226

@ office@waterperrygardens.co.uk

Waterperry Gardens - eight acres of beautifully landscaped ornamental gardens, including rose and alpine gardens and one of the country's finest herbaceous borders. Plant Centre, Garden Shop, Gift Barn, Gallery, Rural Life Museum and Teashop. Events throughout the year and arts, crafts and gardening courses. The gardens are approximately 2.5 miles from Wheatley. For directions please see website or call.

🚗 Haddenham and Thame Parkway 19mins.

🗓️ Daily. April-October: 10am-5.30pm. November-March: 10am-5pm.

😊 2 adult tickets for the price of 1. Does not apply to special event days.

♿ Wheelchair access.

RUTLAND

ANGLIAN WATER BIRDWATCHING CENTRE

Eggleton, Rutland Water Nature Reserve,
Oakham, Rutland, LE15 8BT

🌐 www.rutlandwater.org.uk

☎ 01572 770651

@ anglianwatereducation@rutlandwater.org.uk



In picturesque Eggleton Bay, situated on the western shore of Rutland Water, the AWBC has breathtaking views of the reserve and exceptional walks. On the South Shore is the Lyndon Centre opened by Sir David Attenborough offering views of our famous Ospreys. Both reserves can be accessed from the A6003.

🚗 Oakham Station is 1.5 miles away from the reserve.

🗓️ The AWBC is open 7 days a week. Closing only Christmas Eve and Christmas Day. March - October: 9am-5pm, November - February: 9am-4pm.

😊 2 for 1 on permit prices. (Least expensive permit free).

♿ There are 2 disabled parking spaces close to the AWBC. Accessible toilets are on site and many of the footpaths and hides are accessible, with low opening gates and passing places. A mobility scooter is available for hire; 24 hours' notice is required.

BARNSDALE GARDENS

The Avenue, Exton, Oakham,
Rutland, LE15 8AH

🌐 www.barnsdalegardens.co.uk

☎ 01572 813200

@ info@barnsdalegardens.co.uk


Geoff Hamilton's inspiring 8 acre TV garden includes 38 individually designed smaller gardens and features linked by landscaped borders. Turn off A606 (Oakham to Stamford) at Barnsdale Lodge Hotel then 1 mile on left. Nursery, gift shop and tearoom. Plus year-round courses and events for garden lovers of all ages.

🚗 Rutland Flyer Bus no. 2. Oakham station is 4 miles away.

🗓️ Open daily except 24th & 25th December. March-May & Sept-Oct 9am-5pm. June-Aug 9am-7pm. Nov-Feb 10am-4pm.



Glastonbury Abbey

 2 adult tickets for the price of 1. Monday to Friday only. Excludes Bank Holidays.


 Wheelchair access.

SHROPSHIRE

THE DOROTHY CLIVE GARDEN


Willoughbridge, Market Drayton, Shropshire, TF9 4EU


 www.dorothyclivegarden.co.uk

 01630 647237


 info@dorothyclivegarden.co.uk

With fine views of Staffordshire and Shropshire, this continually evolving and contemporary 12 acre garden is managed by The Willoughbridge Garden Trust. Today the garden boasts a 'Winter Garden', thousands of spring bulbs, dazzling azaleas & rhododendrons, waterfall, a laburnum arch, edible woodland, AGM & fabulous summer borders, a scree & water garden, Royal Botanic Glasshouse and a delightful tearoom.

 Stoke-on-Trent railway station (10 miles), Crewe railway station (14 miles). No buses.

 17th March - 30th September: Daily, 10am-5.30pm. 1st October - 31st March: Weekends only, 10am-4pm.


 Free entry. Excludes special event days.


 Partial disabled access.

SOMERSET

GLASTONBURY ABBEY


Abbey Gatehouse, Magdalene Street, Glastonbury, Somerset, BA6 9EL


 www.glastonburyabbey.com


 01458 832267


 info@glastonburyabbey.com

A hidden jewel in the heart of Somerset, the Abbey is known as England's cradle of Christianity and is the resting place for the legendary King Arthur. Set in 36 acres of beautiful parkland with an outdoor cafe, shop, living history guides & regular events. Join us at Abbey House for spectacular new dining events in 2019.

 Buses from Bath, Bristol, Taunton and Yeovil.

 November to February - 9am to 4pm. March to May - 9am to 6pm. May 25th to August - 9am to 8pm. September - October 9am to 6pm.


 2 adult tickets for the price of 1. Maximum of one discount per card. Valid on normal admission gate price only. Not valid for special events.

 Wheelchair accessibility to parts of the site.

HESTERCOMBE HOUSE & GARDENS


Cheddon Fitzpaine, Taunton, Somerset, TA2 8LG


 www.hestercombe.com


 01823 413923


 info@hestercombe.com

Award-winning historic gardens spanning three centuries of stunning garden design, with collaborations from Gertrude Jekyll and Sir Edwin Lutyens. Hestercombe House offers an acclaimed contemporary art gallery, and world famous traditional and champagne afternoon teas and lunches. Home-made cakes and lunches in our Cafe include gluten, soya and dairy free, and vegan options. Our Plant Centre stocks a superb variety of plants, shrubs and flowers, many of which are found in the gardens; the Gardens Shop offers gifts, gardening-related items and fantastically fun presents for children. Dog-friendly. Near Taunton and easily accessible from M5, J25.

 Taunton (National Rail - London Paddington to Penzance).

 Daily except Christmas Day. Gardens: 10am - 6pm, last entry at 5pm (4pm in Winter). House, Gallery & Secondhand Book Shop: 11am - 5pm (4pm in Winter). The Column Room Restaurant: (Wed - Sun) 12 - 5pm (4pm in Winter). The Stables Cafe: 10am - 5.30pm (5pm in Winter). Gardens Shop & Plant Centre: 10am - 5.30pm (5pm in Winter).


 2 general admission adult tickets for the price of 1. Offer does not extend to special events.

 Yes. Mobility assistance vehicle available.


MILTON LODGE GARDENS


Old Bristol Road, Wells, Somerset, BA5 3AQ


 www.miltonlodgegardens.co.uk

 01749 672168

Mature Grade II* listed terraced garden with outstanding views of Wells Cathedral and Vale of Avalon. Mixed borders, roses, fine trees, separate 7 acre arboretum. Half a mile North of Wells. From A39 Bristol to Wells turn North up Old Bristol Road.

 Bath Station (20 miles), Castle Cary (14 miles).


 Good Friday - end September; Tuesday, Wednesday, Sunday & all Bank Holiday Mondays; 2pm - 5pm.

 2 Adult tickets for the price of 1.


 No wheelchair access.


SHERBORNE GARDEN

Litton, Somerset, BA3 4PP


 01761 241220

6 acre gently sloping garden with small pinetum, holly wood, and many unusual trees and shrubs. Cottage garden leading to privy. Two ponds linked by wadi and rills with stone and wooden bridges. A hosta walk leading to pear and nut wood. Rondel and gravel gardens with grasses and phormiums. Collections of day-lilies and rose species. Good plant labelling, plenty of seats, car park and picnic area. Refreshments available. 7 miles north of Wells. 1 mile from Harptree Court.

 Bristol/Bath Stations (15 miles). 1/2 mile from Litton on B3114 towards East Harptree.

 Opening for NGS in February and SWL Trust in May. For other opening times and information, please phone 01761 241220. Groups always welcome.

 Free to all CPRE members.

 Wheelchair access. Dogs on leads welcome.

WEST SOMERSET RURAL LIFE MUSEUM

The Old School, Allerford, Minehead,
Somerset, TA24 8HN

www.allerfordmuseum.org.uk

☎ 01643 862529

@ enquiries@allerfordmuseum.org.uk

Large collection of domestic and agricultural items, from clay pipes to ploughs, housed in an old thatched Victorian school, complete with schoolroom with original desks. Large local photographic archive. Museum is 100 yards from A39 between Minehead and Porlock.

🚌 Bus service, 100 yards.

📅 Easter to end October: Tuesday - Friday, 10.30am - 4pm. Sundays & Bank Holidays, 1.30pm - 4.30pm. Groups by arrangement.

😊 Half price admission.

♿ Partial access only.

STAFFORDSHIRE

CHILLINGTON HALL

Codsall Wood, Wolverhampton,
Staffordshire, WV8 1RE

www.chillingtonhall.co.uk

☎ 01902 850236

@ office@chillingtonhall.co.uk

Chillington Hall has been the family home of the Giffards for over 800 years. The present house is a product of two differing Georgian styles by architects Francis Smith and Sir John Soane. The Grounds surrounding the Hall, including The Pool, were landscaped by Capability Brown.

🚌 Codsall Station (3 miles). No public transport from station available.

📅 2pm-4pm (last entry to Hall 3:30pm) on the following dates: 21st - 25th April, 5th - 6th May, 26th - 30th May, 22nd - 25th July, 29th July - 1st August, 5th - 8th of August, 12th - 15th of August.

😊 Half price admission.

♿ Disabled access.

FORD GREEN HALL

Ford Green Road, Stoke-on-Trent,
Staffordshire, ST6 1NG

www.fordgreenhall.org.uk

☎ 01782 537696

@ fordgreenhall.museum@gmail.com

Ford Green Hall is a 17th century timber-framed farmhouse which was home to the Ford family for nearly 200 years. Its period garden and historic interior offers a fascinating insight into 17th century life. On B5051 follow brown and white signs. A500 the A5277 then B5051.

🚌 Stoke Station (5 miles). Bus No. 98 from Newcastle and Bus No. 8 from Hanley.

📅 All year; Sunday - Thursday; 1pm - 4pm (last admission 3.30pm).

😊 2 adult tickets for the price of 1.

♿ Wheelchair access to ground floor.

WHITMORE HALL

Whitmore, Newcastle Under Lyme,
Staffordshire, ST5 5HW

☎ 01782 680478

@ whitmore.hall@yahoo.com



Hestercombe House & Gardens

Whitmore Hall is a Grade I listed building, designated as a house of outstanding architectural and historical interest. Parts of the Hall date back to a much earlier period. For 900 years it has been the seat of the Cavenagh-Mainwarings, direct descendants of the original Norman owners. The Hall has beautifully proportioned light rooms. There are family portraits to be seen with a continuous line dating from 1624 to the present day. The park encompasses a lime avenue leading from the Hall to the parish church, an early Victorian summer house, refurbished in 2017 and a rare Elizabethan stable block.

🚌 Stoke-on-Trent (8 miles).

📅 Open every Tuesday and Wednesday from 1st May to 31st August, 2pm until 4.30pm with guided tours at 2.15pm, 3.00pm and 3.45pm.

😊 Half price admission.

♿ Wheelchair access to ground floor only.

SUFFOLK

GAINSBOROUGH'S HOUSE

46 Gainsborough Street, Sudbury,
Suffolk, CO10 2EU

www.gainsborough.org

☎ 01787 372958

@ mail@gainsborough.org



Helmingham Hall Gardens

Childhood home of Thomas Gainsborough RA (1727-1788). Georgian fronted town house, displays an outstanding collection of the artist's work. A varied programme of temporary exhibitions is shown throughout the year. Attractive walled garden and charming gift shop. Follow the pedestrian signposts from the town centre car parks or railway station.

Sudbury Railway Station and Bus Station are a five minute walk away.
 Open all year; Monday - Saturday 10am-5pm, Sundays 11am - 5pm. Closed; Good Friday. Please note that the House will be closed for redevelopment from November 2019. Please see the website for more details about the closure.

2 adult tickets for the price of 1.

Wheelchair access to ground floor and to first floor via platform lift.

HELMINGHAM HALL GARDENS

Helmingham, Stowmarket, Suffolk, IP14 6EF

www.helmingham.com

01473 890799

events@helmingham.com

Grade I listed gardens set in a 400 acre deer park surrounding a moated Tudor Hall. Visitors are enchanted by the herbaceous borders within the Walled Kitchen Garden, Herb & Knot gardens, Rose and Wild gardens. Enjoy lunch in the Coach House Tearooms and the Stable Shops offer a wide range of local produce, plants and garden accessories. Off B1077.

No public transport.

1st May - 15th September: Tuesday, Wednesday, Thursday, Sunday and Bank Holiday Mondays. 11am to 4:30pm.

2 adult tickets for the price of 1. Offer not valid on event days - please see website for more details.

Disabled access.

LITTLE HALL

Market Place, Lavenham, Suffolk, CO10 9QZ

www.littlehall.org.uk

01787 247179

info@littlehall.org.uk

Little Hall, built in the 1390s as a family house and workplace, is now an independent, accredited museum owned by the Suffolk Building Preservation Trust containing an eclectic mix of antiques, pictures, books, china and art collected by former owners Colonel and Major Gayer Anderson, which retains the ambience of a family home and garden.

Bus 753 between Bury St Edmunds (12 miles) and Colchester (23 miles). Car parks in Lavenham are free and visitors may find parking spaces in the Market Square opposite the Hall.

30th March to 27th October. Mondays: 10am-1pm. Tuesday - Sunday: 1pm-4pm.

Half price entry excluding special event days.

Wheelchair access limited to parts of the ground floor.

OTLEY HALL

Hall Lane, Otley, Ipswich, Suffolk, IP6 9PA

www.otleyhall.co.uk

01473 890264

events@otleyhall.co.uk

A stunning 15th century moated hall. Set in 10 acres of unique gardens, the hall is still a family home. The gardens include parts of an important design by Francis Inigo Thomas, featuring an H-shaped canal, nutteries, croquet lawn, rose garden and nut walk. Sylvia Landsberg, author of *The Medieval Garden*, has also recreated historically accurate designs. Cafe serving lunch, tea, coffee and home made cakes. Guided tours by appointment. 8 miles North of Ipswich off the B1079, turn right at the post office in Otley and follow the signs.

Ipswich Station (9 miles).

1st May - 25th September; every Wednesday; 11am - 5pm.

2 adult tickets for the price of 1. Not valid for charity open garden days.

Very limited wheelchair access.

SOMERLEYTON HALL GARDENS

Somerleyton, Lowestoft, Suffolk, NR32 5QQ

www.somerleyton.co.uk

0871 2224244

info@somerleyton.co.uk

World famous yew maze, children's trail and willow play area. Restored formal gardens, fountain and Victorian aviary. Kitchen Garden cafe serving lunch, tea and homemade cakes. Local produce and plants for sale. Five miles north west of Lowestoft on B1074, 7 miles south west of Great Yarmouth off A143.

Somerleyton Station 1 mile.

29th March - 29th September. Hall and Gardens open Monday, Tuesday and Thursday. Gardens also open on Wednesdays (not the Hall). 10am - 5pm.

☺ 2 adults for the price of 1, except special events and NGS open day (HHA members Free).

♿ Limited wheelchair access.

WYKEN HALL GARDENS

Wyken Hall, Wyken Road, Stanton, Bury St. Edmunds, Suffolk, IP31 2DW

🌐 www.wykenvineyards.co.uk

☎ 01359 250262

@ shop@wykenvineyards.co.uk

4 acre garden with wildflower meadows, nuttury and kitchen gardens, herb, knot and rose gardens. Also, an onsite restaurant called 'The Leaping Hare', a cafe and a vineyard shop. 8 miles North East of Bury St. Edmunds. Follow brown signs for Wyken Vineyards from A143.

🚗 Bury St Edmunds Station (8 miles) & Stowmarket (10 miles).

📅 31st March - 1st October; Sunday - Friday; 2pm - 6pm. Closed Saturdays.

☺ 2 adult tickets for the price of 1.

♿ Limited wheelchair access.

SURREY

CARSHALTON WATER TOWER

136 West Street, Carshalton, Surrey, SM5 2NR

🌐 www.carshaltonwatertower.co.uk

☎ 0208 6470984

@ irvineknight@btinternet.com

Early 18th century Grade II Listed Building incorporating plunge bath with Delft tiles, orangery, saloon and pump chamber with part restored water wheel. Hermitage and Sham Bridge, both 18th century follies, are found in the grounds. A232 between Sutton and Croydon (use SM5 2GQ for Sat nav.) with parking spaces in Carshalton Village.

🚗 Tube: Northern line to Morden then bus 157. Bus: 157, 127, 407, X26, 151. Train: Carshalton station, 5 minutes walk.

📅 Sunday 28th April to 29th September. 2.30pm to 5pm. In addition to the Tower, The Hermitage is open on the 1st and 3rd Sunday of each month from 5th May to September. Also open by appointment for group tours.

☺ Half price admission. Children are free when accompanied by an adult.

♿ Disabled toilet. Partial access to Tower (small flight stairs). Phone ahead for full access details.

PAINSHILL LANDSCAPE GARDEN

Portsmouth Road, Cobham, Surrey, KT11 1JE

🌐 www.painshill.co.uk

☎ 01932 868 113

@ info@painshill.co.uk

Discover a magnificent award-winning 18th century landscape garden with follies and Serpentine Lake. Features include a unique crystal Grotto (limited opening times), Ruined Abbey, Turkish Tent, Gothic Temple and Gothic Tower. Garden offers seasonal interest including the John Bartram Heritage Collection North American trees & shrubs (Plant Heritage), Walled Garden and Vineyard. Events, gift shop and tea room. Dogs on a short lead welcome. Road M25/J10/A3 to London. Exit A245 towards Cobham. Entrance and free car park: Between Streets, 200m east of A245/A307 roundabout (closest Sat Nav reference KT11 1AA).

🚗 Rail: Cobham/Stoke d'Abernon 2 miles. Bus Route 715 or 408.

📅 Open daily. November - March: 10am to 4pm (last entry 3pm). Closed Christmas Day and Boxing Day. April - October: 10am to 6pm (last entry 4.30pm)

☺ 2 adult entry tickets for the price of 1. Excludes special event days.

♿ Accessible route, pre-booked guided buggy tours, wheelchair loan, disabled toilets and parking.

RAMSTER GARDENS

Ramster, Chiddingfold, Surrey, GU8 4SN

🌐 www.ramsterevents.com

☎ 01428 654167

@ office@ramsterhall.com

Nestling in a fold of the Surrey Hills Ramster Garden is over 20 acres of peaceful mature woodland garden famous for its outstanding collection of rhododendrons and azaleas, with wonderful lake views and hillsides, filled with colour and interest. A perfect escape for today's busy lifestyle. The tea house serves delicious homemade sandwiches and cakes, open daily while the garden is open. 1.5 miles south of Chiddingfold A283. Plant sales and refreshments.

🚗 Haslemere Station (5 miles).

📅 Garden Open 16th March - 9th June. Daily; 10am-5pm. Also open in October for Autumn colour, please check website for dates.

☺ Half price admission.

♿ Wheelchair access to some areas.

TITSEY PLACE

Titsey, Oxted, Surrey, RH8 0SA

🌐 www.titsey.org

☎ 07889 052461

@ titsey@struttandparker.com



Carshalton Water Tower



High Beeches Woodland & Water Garden

Titsey Place is an impressive manor house with beautiful gardens set in the stunning countryside of the North Downs. It offers guided tours of the house, stunning gardens including the walled kitchen garden and landscaped lakes, picturesque parkland grazed by a herd of Sussex cattle, Woodland walks and Tea rooms.

Oxted Rail Station.

15th May to 25th September. House and Gardens open Wednesdays, Saturdays and late May and August Bank Holidays. Guided tours of house at 1.30, 2.30 and 3.00pm. Gardens only open on Sundays.

2 tickets for the price of 1.

Limited access.

SUSSEX

ANNE OF CLEVES HOUSE MUSEUM

52 Southover High Street, Lewes, Sussex, BN7 1JA

www.sussexpast.co.uk/properties-to-discover/anne-of-cleves-house

01273 474610

anne@sussexpast.co.uk

Impressive 15th century timber-framed Wealden hall-house steeped in character and charm, with Tudor garden and wide-ranging collections, including Sussex pottery and historic Welden ironwork. Property given to Anne of Cleves as part of her divorce settlement from Henry VIII in 1541. In Southover High St (near St. John, Southover Church).

Lewes Station (8 mins). Buses from Newhaven.

1st February to 30th November. February & November: Daily 10am-4pm (last admission 3.30pm). March to October: Daily 10am-5pm (last admission 4.30pm). Please note later 11am opening on Sunday, Monday and Bank Holidays.

2 adult tickets for the price of 1 on standard admission prices.

Limited wheelchair access.

FIRLE PLACE

Estate Office, The Street, Firle, Lewes, East Sussex, BN8 6NS

www.firle.com

01273 858567

enquiries@firle.com

Home of the Gage family for over 500 years. Originally Tudor; remodelled in the 18th century. The collection includes old masters, English & European furniture and an impressive collection Sevres porcelain.

4 miles south east of Lewes on A27 (Brighton/Eastbourne). Glynde Station (short walk).

2nd June- 29th September: Sundays, Tuesday to Thursday, 2pm - 4.30pm. Last admission 4pm.

2 adult tickets for the price of 1 but offer does not extend to special events, please see website for event dates.

Downstairs Rooms & Tearoom. Disabled WC available.

FISHBOURNE ROMAN PALACE

Roman Way, Fishbourne, Chichester, West Sussex, PO19 3QR

www.sussexpast.co.uk/properties-to-discover/fishbourne-roman-palace

01243 785859

adminfish@sussexpast.co.uk

Explore part of the extensive remains of a Roman site built around AD75. The museum displays include artefacts discovered during the excavations and fine in-situ mosaics. An audio-visual production explains the site's history. Stroll around the recreated Roman-style gardens and tour behind the scenes in the Collections Discovery Centre. Shop and café.

Fishbourne Station (5 mins walk). Buses 11, 56 and 700.

Open daily from 1st February. February: 10am-4pm. March to October: 10am-5pm. November to 15th December: 10am-4pm. Weekends only 21st December - 31st Jan: 10am-4pm.

2 adult tickets for the price of 1 on standard admission prices. Excludes special event days

Excellent wheelchair access.

GREAT DIXTER HOUSE & GARDENS

Northiam, Rye, East Sussex, TN31 6PH

www.greatdixter.co.uk

01797 252878

office@greatdixter.co.uk

Designed by Sir Edwin Luytens and the family home of the late Christopher Lloyd who devoted his lifetime to creating one of the most experimental, exciting and constantly changing gardens of our time with yew topiary, meadow flowers, exotics, and medieval buildings. Nursery, gift shop, refreshments on site.

Hastings Station. 400 Bus.


30th March - 27th October. Tuesday - Sunday plus Bank Holidays. Garden 11am - 5pm and House 1pm-4pm.

Half price admission.

Limited wheelchair access.

HAMMERWOOD PARK

Hammerwood, East Grinstead,
Sussex, RH19 3QE



 www.hammerwoodpark.co.uk


 01342 850594

 antespam@gmail.com

Built in 1792 as a Temple to Apollo and Bacchus in romantic parkland by Benjamin Latrobe, architect of the White House in Washington D.C. Found derelict by present owners in 1982, always ongoing restoration. Guided tours by the family, young people are encouraged to come on the tours, Hammerwood is an academic resource. Teas served in the Elgin room with its copy of the Parthenon Frieze. Monthly concerts with some instruments from Finchcocks. Spectacular rhododendrons. 3.5 miles east of East Grinstead on A264 to Tunbridge Wells.

 East Grinstead (5 miles).


 2pm guided tour. Wednesdays & Saturdays, June to end of September
 2 adult tickets for the price of 1. Children Free.

 Wheelchair access to garden, ground floor & tea-room.

HIGH BEECHES WOODLAND AND WATER GARDEN

High Beeches Lane, Handcross,
Haywards Heath, West Sussex, RH17 6HQ


 www.highbeeches.com


 01444 400589


 gardens@highbeeches.com

25 acres of beautiful woodland & water gardens, and one of the finest acid wild flower meadows in Sussex. Restaurant, car & coach parking. Guide dogs only. 1 mile East of the A23, South of B2110.

 Crawley Station.

 1st April to 31st October. Daily except Wednesdays 1pm-5pm.


 2 adult tickets for the price of 1. Excludes Event days

 Wheelchair access, with care.

LEWES CASTLE & BARBICAN HOUSE MUSEUM


Barbican House Museum, 169 High Street, Lewes, East Sussex, BN7 1YE


 www.sussexpast.co.uk/properties-to-discover/lewes-castle


 01273 486290

 castle@sussexpast.co.uk

The imposing Norman castle offers magnificent views across the town of Lewes and surrounding downland. Fine adjacent 14th century gatehouse and 18th century Barbican house with extensive collection of local history and archaeological artefacts. In central Lewes.

 Lewes Station (7 mins). Numerous bus services from Brighton, Uckfield, Tunbridge Wells, Newhaven and Haywards Heath.

 November to February: 10am-3.45pm.
March to October: 10am-5.30pm. Last admission 30 minutes before closing time. Please note later opening time of 11am on Sunday, Monday and Bank Holidays. Closed on all Mondays in January, Christmas Day, Boxing Day and 1st January.

 2 adult tickets for the price of 1 on standard admission prices.

 Limited wheelchair access.

MARLIPINS MUSEUM


36 High Street, Shoreham-by-Sea,
West Sussex, BN43 5DA


 www.sussexpast.co.uk/properties-to-discover/marlipins-museum

 01273 462994


 marlipins@sussexpast.co.uk

Shoreham's local and maritime history is explored in a 12th century flint and stone building, which may once have been a Customs House. Inside, the maritime gallery houses fine paintings and models, and the rest of the museum features exhibits dating back to man's earliest occupation of the area.

 Shoreham Station (5 mins). Numerous bus services.

 May to October. Tuesday-Saturday: 10.30am-4.30pm.


 Free entry.

 Good wheelchair access with lift and toilet.

MERRIMENTS GARDENS


Hawkhurst Road, Hurst Green,
East Sussex, TN19 7RA

 www.merriments.co.uk

 01580 860666

 info@merriments.co.uk

Merriments Gardens has a beautiful 4-acre RHS Partner Garden together with a Plant Area, Shop & Restaurant all set in the rolling East Sussex countryside. Many of the plants seen in the Garden are grown in our Nursery, specialising in unusual Perennials which you can buy in our Plant Centre. Our Shop has a large range of compost, tools and garden sundries together with gifts and cards. Merriments Restaurant uses locally sourced produce and serves breakfast, lunch and tea offering table service and a licensed restaurant.

 Etchingham Station is 3.5 miles away; Wadhurst Station and Battle Station are 8.8 miles away. Easy Access by car with plenty of parking outside.



Merriments Gardens



Michelham Priory, House & Gardens

Sunday 24th March to Sunday 20th October. Monday to Saturday 9am - 5pm, Sunday 10am - 4.30pm.

2 adult tickets for the price of 1 to the Garden Only. Excludes all other Merriments Offers & Merriments Events.

Merriments has disabled parking spaces. Disabled WC facilities. Ramps for wheelchair access to the Restaurant. The Garden is wheelchair friendly and has a combination of gravel and grass paths.

MICHELHAM PRIORY, HOUSE & GARDENS

Upper Dicker, Hailsham,
East Sussex, BN27 3QS

www.sussexpast.co.uk/properties-to-discover/michelham-priory

01323 844224

adminmich@sussexpast.co.uk

Enter through the 14th century gatehouse and wander the beautiful gardens or tour the historic house. England's longest medieval water filled moat encircles 7 acres of tranquil gardens and grounds, including the kitchen garden, cloister garden, orchard, herbaceous border and bog garden. The site is steeped in history dating back to 1229 from its foundation by Augustinian Canons, through the destruction caused by the Tudor dissolution of the monasteries and into its later life as a country house. Explore the medieval watermill, working forge, rope museum and Elizabethan Great Barn. Plenty of free parking, cafe, playground and gift shop plus special events.

Berwick (3 miles) & Polegate (4 miles) stations.

Open every day from 9th February to 20th December. Feb/Nov/Dec: 11am - 4pm, March to November: 10.30am - 5pm
2 adult tickets for the price of 1 on standard admission prices. Excludes special event days

Wheelchair access to garden, cafe, ground floor of house & watermill.

PASHLEY MANOR GARDENS

Pashley Road, Ticehurst, Near Wadhurst, East Sussex, TN5 7HE

www.pashleymanorgardens.com

01580 200888

info@pashleymanorgardens.com

Delight in the sweeping herbaceous borders, elegant rose and historic walled gardens, the productive kitchen garden, enchanting woodland paths and tranquil vistas that form this award winning garden. Enjoy fabulous homemade food and warm hospitality at 'arguably the best garden café in the county'. Gift Shop, Sculpture & Art and Events.

Wadhurst or Etchingham rail stations (both 5 miles away).

2nd April to 28th September; Tuesday - Saturday, Bank Holiday Mondays & Special Event days; 10am - 5pm.

2 adult tickets for the price of 1. Not valid on Special Event days or Bank Holidays, please call or check website for details.

Partial wheelchair access - please call or see website for details.

THE PRIEST HOUSE

North Lane, West Hoathly,
West Sussex, RH19 4PP

www.sussexpast.co.uk/properties-to-discover/the-priest-house

01342 810479

priest@sussexpast.co.uk

Originally a 15th century timber-framed farmhouse in a beautiful traditional cottage garden on the edge of Ashdown forest. Collection of 17th and 18th century domestic furniture, needlework and household items. The herb garden has over 150 culinary, medicinal and household plants. Within the triangle formed by Crawley (6m), East Grinstead (5m) and Haywards Heath (5m), 4 miles West of Wych Cross on the A22.

Haywards Heath & East Grinstead Stations (5 miles). Buses 81 and 84.

March - October: Tuesday - Saturday & Bank Holiday Mondays; 10.30am - 5.30pm, Sundays; 12pm - 5.30pm. (Closed Mondays except Bank Holidays).

2 adult tickets for the price of 1 on standard admission prices.

Limited wheelchair access.

SUSSEX PRAIRIE GARDEN

Morlands Farm, Wheatsheaf Road (B2116), Near Henfield, West Sussex, BN5 9AT

www.sussexprairies.co.uk

01273 495902

morlandsfarm@btinternet.com

Featured on BBC Gardeners World, crammed with colour, this 8 acre garden features huge borders interlaced with small pathways allowing the visitor to get right inside the plantings. Teas & delicious home baking and unusual plants for sale. Sculpture exhibited in the garden. Located 2 miles North East of the village of Henfield.

Hassocks Railway Station, 20 minutes drive by taxi. Bus service to Henfield, 2 miles away.

1st June - 13th October. Open 1pm - 5pm. Closed on Tuesdays.

2 adult tickets for the price of 1.
Excludes special events and open days.

Wheelchair access.

WEALD & DOWNLAND LIVING MUSEUM

Singleton, Chichester, Sussex, PO18 0EU

www.wealddown.co.uk

01243 811363

office@wealddown.co.uk

Step back in time at the Weald & Downland Living Museum. Come and explore a fascinating collection of rural buildings that have been rescued from locations across South East England. Enjoy historic rural homes and their period gardens, traditional farm animals, crafts and trade workshops, beautiful woodland, pasture and wildflower meadows. Set in a beautiful 40-acre site within the South Downs National Park near Chichester, discover the stories of the people who lived and worked in these rural buildings from Anglo-Saxon to Edwardian times. Domestic and craft demonstrations vary daily. The Museum and its café are dog-friendly.

Stagecoach no. 60 Chichester - Midhurst.
Chichester rail station (7 miles)

1st January - 23rd December. 10.30am - 6pm during BST and 10.30am - 4pm outside BST. Please check the website for details and winter closure dates.

2 adults tickets for the price of 1. Offer excludes access to ticketed events or those which take place outside of regular Museum opening hours.

Disabled access.

WARWICKSHIRE

ANNE HATHAWAY'S COTTAGE AND GARDENS

Shottery, Stratford-upon-Avon,
Warwickshire, CV37 9HH

www.shakespeare.org.uk

01789 338532

info@shakespeare.org.uk

Relive Shakespeare's Tudor love story where he courted his bride-to-be. Explore this 500-year old cottage and some of its original family furniture, including the Hathaway four-poster bed and the courting settle. Nine acres of beautiful cottage gardens and heritage orchards, woodland walks and sculpture trail.

1.5 miles from Stratford-upon-Avon railway station.

Open daily all year round except Christmas Day and Boxing Day. 1st April - 3rd November; 9am - 5pm; 4th November 2019 - 31st March 2020; 10am - 4pm.

20% discount on a Full Story ticket only (Shakespeare's Birthplace, Hall's Croft, Shakespeare's New Place, Mary Arden's Farm & Anne Hathaway's Cottage). Valid for unlimited entry for 12 months. Offer excludes the Family ticket. Excludes special events.

Partially accessible - please call or email for details.

CASTLE BROMWICH HALL GARDENS

Chester Road, Castle Bromwich,
Birmingham, West Midlands, B36 9BT

www.castlebromwichhallgardens.org.uk

0121 7494100

admin@cbhgt.org.uk

10 acres of rescued formal 18th century gardens with wild areas. Historic planting and heritage orchards. A Holly Maze, espaliered fruit and formal beds enclosed in tall walls. Ponds and wildflower area outside the walls. Picnics & families welcome. Coffee and Gift Shop, Plant and Produce sales.

Greenways cycle route (partially off road) passes by entrance. Bus 94, 12 & 70 from Birmingham city centre. Bus 72 from Solihull and 71 from Sutton Coldfield. Lea Hall or Stechford train stations approx 2 miles away.

1st April - 31st October; Saturday, Sunday, Bank Holiday Mondays; 12.30pm - 4.30pm. Monday to Friday; 11am - 4pm. 1st November - 1st April: Monday-Friday 11am-3pm. Café closed Fridays and Mondays.

2 adult tickets for the price of 1, excluding events.

Disabled access.

HALL'S CROFT

Old Town, Stratford-upon-Avon,
Warwickshire, CV37 6BG

www.shakespeare.org.uk

01789 338533

info@shakespeare.org.uk



Explore the beautifully furnished Jacobean home of Shakespeare's daughter Susanna and her wealthy physician husband, Dr John Hall. Wander into the tranquil walled garden and discover fragrant medicinal herbs. See examples of the equipment that Dr John Hall would have used.

15 minute walk from Stratford-upon-Avon rail station.






Middleton Hall & Gardens

-  1st April - 3rd November; 10am - 5pm, 4th November 2019 - 31st March 2020; 11am - 4pm. Open daily except for Christmas Day and Boxing Day.
-  20% discount on a Full Story ticket only (Shakespeare's Birthplace, Hall's Croft, Shakespeare's New Place, Mary Arden's Farm & Anne Hathaway's Cottage). Valid for unlimited entry for 12 months. Offer excludes the Family ticket. Excludes special events.
-  Partially accessible - please call or email for details.

LORD LEYCESTER HOSPITAL





High Street, Warwick,
Warwickshire, CV34 4BH

 www.lordleycester.com

 01926 491 422

 enquiries@lordleycester.com


The Lord Leicester Hospital, the historic group of timber-framed buildings on Warwick High Street, has been an iconic part of Warwick's history for nine hundred years. From the mid 1300's the site was occupied by the Guilds of Warwick who constructed the majority of the medieval half-timbered buildings including the Great Hall, the Guildhall and the Masters house that are virtually unchanged to this day. In the reign of Queen Elizabeth I under the patronage of Robert Dudley, Earl of Leicester, the buildings became a place of sanctuary for wounded warriors of the Elizabethan age. The warriors - known as the Brethren - live in the buildings to this day and are led by the 33rd Master. The Gardens of the Lord Leicester are 500 years old and have grown produce for the Brethren's Kitchen (now a café) since the middle ages; today they provide a beautiful sanctuary in the heart of this historic medieval site.

-  Warwick Railway Station (10 minute walk up Smith Street then straight along the High Street)
-  All year round, Tuesday to Sunday. Closed Bank Holiday Mondays. Easter - September (10am - 5pm); Winter (10am - 4pm).
-  2 adult tickets for the price of 1.
-  Partial access.

MARY ARDEN'S FARM





Station Road, Wilmcote, Stratford-upon-Avon, Warwickshire, CV37 9UN

 www.shakespeare.org.uk

 01789 338535

 info@shakespeare.org.uk


Experience the sights, sounds and smells of the working Tudor farm, the childhood home of Shakespeares' mother. A great day out for all the family! Explore the farm yard with its centuries-old barns and original dovecot, as well as geese herding, falconry displays and rare breed animals.


-  5 minutes from Wilmcote Station, 3 miles from Stratford-upon-Avon.
-  15th March - 3rd November. Daily; 10am - 5pm. Closed 4th November 2019 to mid-March 2020.
-  20% discount on a Full Story ticket only (Shakespeare's Birthplace, Hall's Croft, Shakespeare's New Place, Mary Arden's Farm & Anne Hathaway's Cottage). Valid for unlimited entry for 12 months. Offer excludes the Family ticket. Excludes special events.
-  Partially accessible - please call or email for details.

MIDDLETON HALL AND GARDENS


Middleton, Tamworth,
Staffordshire, B78 2AE


 www.middleton-hall.co.uk


 01827 283095


 enquiries@middleton-hall.co.uk

Middleton Hall is a Grade II* listed manor with a museum housed in buildings spanning 750 years of architectural styles. The surrounding estate covers 42 acres and includes a Site of Special Scientific Interest, a walled garden and shops. Restored and run by a small independent charitable trust. On the A4091 between The Belfry and Drayton Manor.

 Tamworth train and bus station 3 miles.

 31st March - 15th September. Sunday - Thursday, 11am - 4pm. Open for the 2nd Saturday of the month between April-September. Open for special events during the winter months, please see website.


 2 adult tickets for the price of 1, under 16's go free.

 Full access information available on our website: Plan Your Visit - Access & Facilities. Parts of the ground floor are not wheelchair accessible: Exhibition Room, Lower Stone Building and Old Kitchen all have a single step down. Rest of downstairs are accessible. Gardens & grounds accesible weather dependant.

SHAKESPEARE'S BIRTHPLACE

The Shakespeare Centre, Henley Street, Stratford-upon-Avon, Warwickshire, CV37 6QW

 www.shakespeare.org.uk

 01789 204016

 info@shakespeare.org.uk

Walk in Shakespeare's footsteps and explore the house where he was born and grew up. Explore his life story at the fascinating Famous Beyond Words exhibition. Journey back in time with captivating tales by our costumed guides. Enjoy live performances with Shakespeare Aloud!, our resident acting troupe.

🚗 10 minute walk from Stratford-upon-Avon rail station.

📅 Open daily all year round except Christmas Day. 1st April - 3rd November 9am - 5pm, 4th November 2019- 31st March 2020 10am - 4pm.

😊 20% discount on a Full Story ticket only (Shakespeare's Birthplace, Hall's Croft, Shakespeare's New Place, Mary Arden's Farm & Anne Hathaway's Cottage). Valid for unlimited entry for 12 months. Offer excludes the Family ticket. Excludes special events.

♿ Partially accessible - please call or email for details.

SHAKESPEARE'S NEW PLACE

22 Chapel Street, Stratford-upon-Avon, Warwickshire, CV37 6EP

🌐 www.shakespeare.org.uk

☎ 01789 338536

@ info@shakespeare.org.uk

Be inspired at the site that was Shakespeare's family home for 19 years and uncover the fascinating story of the house that isn't there! During the time he lived at New Place he was at the height of his creative powers and an important local figure. Centuries after Shakespeare's death the gardens still celebrate his legacy. They're a feast for the senses all year round, filled with flowers and fragrances, and sculptures inspired by his works, life and times.

🚗 10 minute walk from Stratford-upon-Avon railway station.

📅 Open daily all year round except Christmas Day. 1st April - 3rd November 2019; 10am - 5pm, 4th November 2019 - 31st March 2020; 10am - 4pm.

😊 20% discount on a Full Story ticket only (Shakespeare's Birthplace, Hall's Croft, Shakespeare's New Place, Mary Arden's Farm & Anne Hathaway's Cottage). Valid for unlimited entry for 12 months. Offer excludes the Family ticket. Excludes special events.

♿ Fully accessible - please call or email for details.

WILTSHIRE

IFORD MANOR - THE PETO GARDEN

Iford Manor, Iford, Bradford-on-Avon, Wiltshire, BA15 2BA

🌐 www.ifordmanor.co.uk

☎ 01225 863146

@ info@ifordmanor.co.uk

Grade 1* Italianate garden, famous for tranquillity and beauty, former home of Edwardian landscape designer Harold Peto. Unique and romantic, the garden is characterised by pools, terraces, sculpture, evergreen planting and magnificent rural views. Housekeeper's cream teas etc. at weekends from April to September. 7 miles south of Bath on A36 Warminster Road and 2 miles southwest of Bradford on Avon on B3109- brown signs Iford Manor

🚗 Freshford train station (1.5 miles walk via footpaths or 94 bus); Bradford on Avon train station (2.5 miles; taxis available); Bath Spa train station (7 miles; taxis available); 94 Bath - Trowbridge bus (Westwood stop 0.2 miles walk)

📅 Please see website for details

😊 2 adult tickets for the price of 1, not including special events or charity days.

♿ Limited wheelchair access and disabled facilities. Please note that the garden is characterised by steep steps and narrow twisting paths without handrails.

LARMER TREE

Tollard Royal, Salisbury, Wiltshire, SP5 5PY

🌐 www.larmertree.co.uk

☎ 01725 516971

@ gail@larmertree.co.uk

Set in the outstanding landscape of the Cranborne Chase, on the Dorset/Wiltshire border, these beautifully laid out gardens were created by General Pitt Rivers in 1880. Recognised by English Heritage as a Garden of National Importance, they were the first privately owned gardens to be opened for public enjoyment. Now home to peacocks and free-flying macaws. Follow signs from A354 between Salisbury and Blandford Forum or from A30 between Salisbury and Shaftesbury.

🚗 Tisbury Station (11 miles)

📅 Sunday 7th April to Sunday 7th July (then closed for Larmer Tree Festival) Monday 5th August to Sunday 18th August (then closed for End Of The Road Festival) and Sunday 15th September to Sunday 26th October. Sunday to Thursday only (closed Friday and Saturday). 11am to 4:30pm. Please check the website for other occasional closures

😊 2 adult tickets for the price of 1, does not include special events.

♿ Most of the garden, with the exception of the Dell, is accessible to disabled visitors using the gravel paths.

LYDIARD PARK

Lydiard Tregoze, Swindon, SN5 3PA

🌐 www.lydiardpark.org.uk

☎ 01793 466664


@ lydiardpark@swindon.gov.uk







Salisbury Museum

Beautifully restored Palladian house, ancestral home of the Viscounts Bolingbroke, with exceptional plasterwork, family portraits and room devoted to 18th century society artist, Lady Diana Spencer. Delightful 18th century ornamental fruit and flower walled garden. Stunning parkland with children's play area and café. Just off J16 M4 - follow brown signs.

 Swindon 4 miles, buses 1 and 1A from town centre.

 Lydiard Park is open every day (except 25th December). Lydiard House open 23rd March - 23rd December, Wednesday to Sunday 11am-4pm. Walled Garden open every day (except 25th December) 11am-4pm.


 2 adult tickets for the price of 1. Not valid on special event days.


 Wheelchair access to garden and house is ground floor.

THE SALISBURY MUSEUM


The King's House, 65 The Close, Salisbury, Wiltshire, SP1 2EN


 www.salisburymuseum.org.uk


 01722 332151


 museum@salisburymuseum.org.uk

The Salisbury Museum is situated in the medieval King's House within the beautiful setting of Cathedral Close. Fantastic collections, exhibitions and events all year round. The Wessex Gallery houses one of Europe's most extensive collections of Stonehenge and pre-historic artefacts. The Salisbury Museum Cafe serves lunches and cakes.

 Salisbury Station (0.75 mile). Bus: Alight at city centre.

 Open all year, excluding Christmas and New Year. Monday - Saturday 10am - 5pm, Sundays from 18th May to 29th September 12pm - 5pm.


 2 adult tickets for the price of 1.

 Wheelchair access to ground floor only.

WILTON HOUSE


Wilton, Salisbury, Wiltshire, SP2 0BJ

 www.wiltonhouse.com


 01722 746728

 tourism@wiltonhouse.com

Home to the Earl of Pembroke. Splendid Palladian house set in 21 acres of landscaped parkland and smaller formal gardens beside the River Nadder and Palladian Bridge. Magnificent state rooms and extensive art collection. 3 miles west of Salisbury off A36.

 Salisbury station (3 miles). Salisbury Red buses - Wilton/Ditchampton Route - R3 & R8 buses from Salisbury Station.

 House: 19th - 22nd April; 5th May - 1st September, Sun to Thurs & Bank Holiday Saturdays only. Grounds: 7th - 22nd April; 5th May - 5th Sept, Sun to Thurs & Bank Holiday Saturdays only. Opening arrangements may change at short notice due to unforeseen circumstances. Please check the website before making a long journey.


 Half price admission. Offer does not extend to any of the events.


 Wheelchair access.


WORCESTERSHIRE

AVONCROFT MUSEUM OF HISTORIC BUILDINGS


Stoke Heath, Bromsgrove, Worcestershire, B60 4JR

 www.avoncroft.org.uk


 01527 831363

 officemanager@avoncroft.org.uk

Avoncroft is an award-winning open-air museum and home to 30 historic buildings which have been rescued and rebuilt in beautiful 19 acre grounds. The collection includes a Windmill, a medieval Town House and a fully furnished Prefab. Award-winning Tea Room. Dogs on leads welcome. Just south of Bromsgrove, signposted from A38. Easy motorway access from M5, M6, M40, M42.

 Bromsgrove Railway station (2 miles). Local bus stop.


 January & February: Sat. & Sun. only, 10.30am - 4.00pm. March to June: Tues. to Sun., 10.30am - 5.00pm. July & August: Daily, 10.30am - 5.00pm. September & October: Tues. to Sun., 10.30am - 5.00pm. November & December: Tues. to Sun., 10.30am - 4.00pm.


 2 adult tickets for the price of 1. Excludes ticketed events.


 Disabled access.

BODENHAM ARBORETUM

Wolverley, Kidderminster, Worcestershire, DY11 5TB

 www.bodenham-arboretum.co.uk

 01562 852444

 info@bodenham-arboretum.co.uk

Award winning Arboretum, beautifully landscaped and set within a working farm. Free entrance to Visitor Centre provides a gift shop and restaurant carvery serving meat from the farm and homemade food. Follow brown signs from Wolverley Church island along B4189. Signposted from Wolverley Church island along B4189.

🚗 Kidderminster station (4 miles).

📅 Open Wednesday to Sunday all year and every day during October and December. 10am-5pm.

💰 £1 off entrance fee.

♿ Please note that we are a natural visitor attraction and the terrain/pathways may prove challenging at certain points especially for small wheeled wheelchairs.

HARVINGTON HALL

Harvington, Kidderminster, Worcestershire, DY10 4LR

🌐 www.harvingtonhall.com

☎ 01562 777846

@ harvingtonhall@btconnect.com

This moated medieval and Elizabethan manor house is owned by the Archdiocese of Birmingham. It has the best-surviving series of secret priests' hiding places in the country, and rare Elizabethan wall paintings. Facilities include a gift shop, Moatside Tea Room and charming walled gardens. Location: On minor road, 1/2m NE of A450/A448 crossroads at Mustow Green. 3m SE of Kidderminster.

🚗 Bus no. 133, stopping outside 'The Dog' at Harvington.

📅 2nd March to 3rd November: Weds-Sun & BH Mons (closed Good Fri). Mar, Oct & Nov 11.30am-4.30pm. Apr-Sept 11.30am-5pm (last entrance all year 1hr before closing). Occasionally the Hall may be closed for a private function - please check the website for details.

😊 2 adult tickets for the price of 1 but offer does not extend to special events.

♿ Accessible toilets. Access to ground floor, gardens, gift shop and Moatside Tea Room. Access also available to ground floor of Malt House Visitor Centre, with an introductory film about the Hall.

YORKSHIRE

BRONTË PARSONAGE MUSEUM

Haworth, Keighley, West Yorkshire, BD22 8DR

🌐 www.bronte.org.uk

☎ 01535 642323

@ bronte@bronte.org.uk

The Brontë Parsonage Museum is the inspirational home of the Brontë family. Situated on the edge of the Yorkshire moors, it houses the world's largest collection of Brontë manuscripts and possessions. We will be celebrating the life of the Revd Patrick Brontë during 2019. Please visit www.bronte.org.uk for a full programme of events.

🚗 Keighley Station (3 miles). B1, B2 and B3 from Keighley bus station.

📅 Open Daily from 4th February. April - October 10am - 5.30pm; November - March 10am - 5pm. Closed during January.

😊 2 adult tickets for the price of 1, excluding weekends and bank holidays. Not available in conjunction with any other offer.

♿ Limited access. Please call ahead for more information.

BURTON AGNES HALL & GARDENS

Burton Agnes, Driffield, North Humberside, YO25 4NB

🌐 www.burtonagnes.com

☎ 01262 490324

@ office@burtonagnes.com

Built in 1598 Burton Agnes Hall is a magnificent example of Elizabethan architecture, filled with treasures collected over four centuries. Lawns and topiary bushes surround the hall, and an award-winning garden contains a maze, potager, giant games, jungle garden and four thousand plant species. Found on A614 York to Bridlington road.

🚗 Driffield station 5 miles, Bridlington 6 miles.

📅 1st April to 31st October: 11am to 5pm. Café, shops and gardens. 11am-5pm.

😊 2 adult tickets for the price of 1 on Hall admissions. Valid Monday and Friday. Does not include event days

♿ Wheelchair access to ground floor and grounds.



Brontë Parsonage Museum


© The Brontë Society





Burton Constable Hall & Grounds

BURTON CONSTABLE HALL AND GROUNDS

Skirlaugh, Hull, East Yorkshire, HU11 4LN

 www.burtonconstable.com


 01964 562400


 enquiries@burtonconstable.com

One of Yorkshire's most spectacular historic country houses, and one of its best kept secrets. There's so much to enjoy and discover within and around this imposing Elizabethan mansion, with over 30 rooms crammed with fine arts, furniture, and many surprises. Plus over 300 acres of Capability Brown grounds to explore, with woodland and parkland walks and trails. Clearly marked by historic house signs from Beverley following A165 Bridlington Road and from Hull following the B1238 to Sproatley.

 Hull Station (10 miles).

 Stables, Grounds, Stables Tea Room & Gift Shop: 14th January to 5th April and 4th November to 20th December: Daily 10am to 4pm. 6th April to 3rd November: Daily 10am to 5pm. Hall: 6th April to 3rd November, Tuesday to Sunday, 12noon to 5pm, last admission 4pm. Closed Mondays except for Bank Holiday Mondays.


 2 adult tickets for the price of 1.

 Wheelchair access. Stairlift to 1st floor; disabled toilets available in stables.

HELMSLEY WALLED GARDEN


Cleveland Way, Helmsley, North Yorkshire, YO62 5AH


 www.helmsleywalledgarden.org.uk


 01439 771427


 info@helmsleywalledgarden.org.uk

A historic five-acre garden at the foot of the North York Moors and set against the backdrop of Helmsley Castle. Enjoy stunning borders and displays of flowers including Clematis Garden, Physic Garden and Kitchen Garden; relax over lunch at the Vinehouse Cafe and browse for gifts in our Shop and Plant Centre. Dogs welcome on leads. Car park off B1257 (Stokesley Road).

 Thirsk/Malton rail stations 13 - 15 miles. Bus services in Market Square 200m.

 30th March to 31st October. Daily, 10am- 5pm. Last entry is 4.30pm.


 2 adult tickets for the price of 1. Does not include event days.

 Full wheelchair access to garden, café, shop and disabled toilet. Limited disabled parking. Full access statement on website.

HOVINGHAM HALL


Hovingham, York, North Yorkshire, YO62 4LU


 www.hovingham.co.uk


 01653 628771


 office@hovingham.co.uk

Palladian family home, designed and built by Thomas Worsley. The childhood home of Katharine Worsley, Duchess of Kent. Entered through a huge riding school with beautiful rooms and collections of pictures and furniture. Attractive gardens with magnificent yew hedges and cricket ground. Situated on B1257 halfway between Malton and Helmsley.

 Malton (8 miles), both railway & bus station (next door to each other).

 1st - 28th June; 12.30pm - 4.30pm. (Last admission 3.30pm). See website for tour times.


 2 adult tickets for the price of 1.

 Partial wheelchair access.

KIPLIN HALL


nr. Scorton, Richmond, North Yorkshire, DL10 6AT

 www.kiplinhall.co.uk

 01748 818178


 info@kiplinhall.co.uk

Award winning historic house. Jacobean country seat of founder of Maryland, George Calvert. Intriguing house now furnished as a comfortable Victorian home with 16 rooms open to the public. Crowded with an eclectic mix of previous owners' furniture, paintings, portraits and personalia. Ornamental gardens (undergoing restoration), productive Walled Garden, woodland/lakeside walks. Exhibition - 'The Creative Life of Bridget Talbot'.

 Northallerton Station (8 miles). Bus 55.


 Gardens & Tea Room: 2nd February to 30th October, Saturday to Wednesday, 10am-5pm (4pm: February - 27th March). Hall: 30th March to 30th October, Saturday to Wednesday, 11am-5pm. Also open Good Friday. Christmas: see website for details.

 Half price admission for adults.

 Wheelchair access to ground floor and part of the garden.

KNARESBOROUGH CASTLE & OLD COURTHOUSE MUSEUM

The Mercer Art Gallery, Swan Road, Harrogate, North Yorkshire, HG1 2SA

 www.harrogate.gov.uk/knaresboroughcastle

 01423 556188

 museums@harrogate.gov.uk

A stronghold of medieval kings, Knaresborough Castle still stands towering over the beautiful River Nidd. Explore the King's Tower, the dungeon and scurry through the secret underground tunnel. Visit the original Tudor courtroom and learn more of Knaresborough's colourful history and famous characters. Discover 'Life in a Castle' with replica costumes and games. Download our audio tours for adults and children. Enjoy events throughout the year.

🚗 Knaresborough is a 10 minute uphill walk from the train station. 5 minutes from bus stop.

📅 Monday 8th April to mid-September. Also Creepy Castle week during Halloween week. Daily: 11am - 4pm.

😊 2 adult tickets for the price of 1.

♿ Limited due to historic nature of site. Access to some of the museum and ground floor of King's Tower.

PARCEVALL HALL GARDENS

Skyreholme, nr. Appletreewick, North Yorkshire, BD23 6DE

🌐 www.parcevallhallgardens.co.uk

☎ 01756 720311

@ parcevallhall@btconnect.com

The only RHS and English Heritage listed gardens open to the public in the Yorkshire Dales National Park. 24 acres of pure delight for anyone with a love of gardens and a wonderful place to enjoy a peaceful stroll in glorious surrounds. Follow brown signs direct from B6265 and B6160, best accessed by car.

🚗 Skipton 9 miles, Ilkley 12 miles.

📅 1st April - 31st October. Open daily, 10am - 6pm (last entry 5pm).

😊 2 adult tickets for the price of 1 or 50% discount for single members. Does not include event days.

♿ No wheelchair access - gardens on a very steep hill.

ROYAL PUMP ROOM MUSEUM

Crown Place, Harrogate, North Yorkshire, HG1 2RY

🌐 www.harrogate.gov.uk/royalpumproommuseum

☎ 01423 556188

@ museums@harrogate.gov.uk

Dive in and discover the sights, smells and tastes of the Royal Pump Room Museum. Would you go to a bar or café that only sold water reeking of sulphur? First built in 1842, it wasn't unusual for 1500 glasses of water to be served each morning. The museum tells the fashionable story of Harrogate and the making of the English spa town, a place famous for its health and happiness. From April to September enjoy a selection of wedding dresses and accessories from our stunning costume collection.

🚗 Harrogate Station, 10 minute walk from bus and train station.

📅 Monday to Saturday, 10am-4.30pm, Sundays 12-4pm. Check for seasonal opening.

😊 2 adult tickets for the price of 1.

♿ Level access throughout the museum.

SCAMPSTON WALLED GARDEN

Estate Office, Scampston Hall, Malton, North Yorkshire, YO17 8NG

🌐 www.scampston.co.uk

☎ 01944 759111

@ info@scampston.co.uk

A contemporary garden created by acclaimed designer and plantsman Piet Oudolf and set within magnificent 'Capability' Brown parkland. Striking perennial meadow planting sits alongside traditional spring and autumn borders. A green 'silent garden', and the dramatic use of grasses, bulbs and unusual shrubs extend the season. The gardens are complemented by an excellent café and plant nursery. Scampton Hall opens for lively and informative guided tours in the summer months.

🚗 Malton train station (5 miles); Bus 843, 845

📅 5th April - 27th October. Tuesday - Sunday plus Bank Holiday Mondays. 10am - 5pm. (Last admission 4.30pm).

😊 2 adult garden tickets for the price of 1.

♿ Wheelchair access, disabled parking & toilet.

SHANDY HALL

Coxwold, York, YO61 4AD

🌐 www.laurencesternetrust.org.uk

☎ 01347 868465

@ shandyhall@dsl.pipex.com

Former home of Laurence Sterne, 18th century author of 'Tristram Shandy' and 'A Sentimental Journey'. Lived-in museum with medieval wall paintings. Two-acre garden, a walled garden with roses and perennials and a wild garden. Bookshop, small antiques and plants for sale. Gallery with exhibitions.

Parcevall Hall Gardens





Shibden Hall

Thirsk rail station 7 miles. 31X bus from Helmsley to York.

May - September. Garden: Daily except Saturday, 11am-4.30pm. House Tours: Wednesday & Sunday 2.45pm and 3.45pm.

2 adult tickets for the price of 1.

Partial wheelchair access in house and garden.

SHIBDEN HALL

Lister's Road, Halifax,
West Yorkshire, HX3 6XG

www.calderdale.gov.uk

01422 352246

shibden.hall@calderdale.gov.uk

Set in the picturesque Shibden valley, a mile from Halifax, Shibden Hall dates back to 1420 and offers a fascinating journey through the lives of the people who lived and worked there. Shibden Hall's architecture is a mix of styles reflecting its interesting and varied history. The adjacent 17th century aisled barn and workshops house a carriage collection and displays relating to different traditional crafts. The Hall is surrounded by the beautiful parkland that forms Shibden Estate, with a range of attractions, including a cafe and visitor facilities, miniature railway, boating lake, play area, and woodland in which to roam.

Bus stops on A58 next to Shibden Park entrance, with a range of buses from Halifax Bus Station including: 226, 255, 508, 533, 534, 548, 549 and 681.

2nd March until 27th October:
Monday to Thursday 10am - 5pm (last admission 45 minutes before closing). Friday - Closed all day. Saturday and Sunday: 11am - 5pm (last admission 45 minutes before closing). 28th October - 1st March: Closed to the public.

2 adult tickets for the price of 1. Offer does not extend to special events.

For access advice or assistance, please contact Shibden Hall prior to your visit, staff will be happy to help. The Hall has restricted access for wheelchair users to the Ground Floor only. Disabled parking is available adjacent to the Hall. The historic barn is accessible to a degree but there are uneven cobbles on the floor. The Folk Museum is not wheelchair accessible.

SKIPTON CASTLE

Skipton Castle, Skipton,
North Yorkshire, BD23 1AW

www.skiptoncastle.co.uk

01756 792442

info@skiptoncastle.co.uk

One of the best preserved, complete medieval castles in England, situated at the head of Skipton's bustling High Street and within easy walking distance from the railway and bus stations. Delightful tearooms, wonderful views, picnic areas, excellent shop. Woodland walks.

Walking distance from Skipton.

Open daily all year round; 10am (Sundays 11am)- 5pm. October - March; 10am - 4pm. Closed 23rd-25th December

2 adult tickets for the price of 1. Except Bank Holidays/Special events.

Wheelchair access to grounds only.

WHITE SCAR CAVE

Ingleton, Carnforth, Yorkshire, LA6 3AW

www.whitescarnave.co.uk

015242 41244

info@whitescarnave.co.uk

The longest show cave in Britain. The guided tour takes about 80 minutes and covers one mile. See underground waterfalls and streams, thousands of stalactites, and the massive Battlefield Cavern. Cafe, shop and car park. 1.5 miles from Ingleton on B6255 road to Hawes.

Buses to Ingleton

February to October; Daily, 10am - 4pm. November to January; Saturdays and Sundays only. Weather permitting. Last tour 4pm.

2 adult tickets for the price of 1

Ramp to surface facilities, which include a toilet for the disabled. Cave tour not accessible for wheelchair users.

Skipton Castle



HELP OUR BEAUTIFUL COUNTRYSIDE THRIVE FOR GENERATIONS TO COME

WITH A GIFT IN YOUR WILL



Our countryside is astonishingly beautiful, with its rolling green fields and vibrant villages. It sustains us in so many ways: providing beautiful places for us to explore, the food we eat and a haven for the nature and wildlife we love. But it's under threat - from inappropriate development, pollution, litter, and a host of other pressures.

With help from supporters like you, CPRE has been standing up for our countryside for over 90 years. Since 1926, our campaigning has helped establish Green Belts, National Parks and the town and country planning system - all of which have helped shape, enhance and protect the countryside we enjoy today.

None of this would have been possible without the generosity of people who remember us in their Wills. Every legacy we receive - no matter the size - makes a difference to our work and what we are able to achieve for our countryside and its communities. In fact, these gifts fund a third of everything we do.

A gift in your Will costs you nothing in your lifetime, but many years from now it can help safeguard the future of what William Blake famously called our "green and pleasant land". By remembering CPRE in your Will, you can help leave a wonderful legacy of a beautiful and thriving countryside for future generations to enjoy.

If you would like to find out more about
how to leave a gift in your Will to CPRE,
or talk to someone about our work,
please feel free to contact us

on 020 7981 2800

or email legacyinfo@cpre.org.uk.

We will be very pleased to answer any questions you may have.

INDEX

Adlington Hall & Gardens	5	Capel Manor Gardens	21	Forde Abbey and Gardens.....	12
Anglian Water Birdwatching Centre	25	Capesthorne Hall	6	Ford Green Hall.....	27
Anne of Cleves House Museum	30	Carshalton Water Tower	29	Freud Museum London.....	21
Anne Hathaway's Cottage and Gardens	33	Castle Bromwich Hall Gardens	33	Fursdon House, Gardens and Tea Room	10
Askham Hall Gardens	8	Castle Hill Gardens.....	10	Gainsborough's House.....	27
Athelhampton House and Gardens	12	Cerney House Gardens.....	14	Gilbert White & The Oates Collections	15
Avington Park.....	15	Chavenage House.....	14	Glastonbury Abbey	26
Avoncroft Museum of Historic Buildings	36	Chiltern Open Air Museum	4	Great Dixter House & Gardens.....	30
Avon Valley Railway	4	Chillingham Castle.....	24	Groombridge Place Gardens.....	18
Bakewell Old House Museum	9	Chillington Hall	27	Haddon Hall	10
Bamburgh Castle.....	23	Chinnor and Princes Risborough Railway	24	Hall's Croft.....	33
Barnsdale Gardens.....	25	Cholmondeley Castle Gardens.....	6	Hammerwood Park	31
Belmont House and Gardens	18	Combermere Abbey	6	Hartland Abbey & Gardens.....	11
Berkeley Castle	14	Cowper & Newton Museum	4	Harvington Hall	37
Bodenham Arboretum.....	36	Crook Hall & Gardens.....	13	Head of Steam Darlington Railway Museum	13
Bowes Museum, The	13	Dalemain Mansion and Historic Gardens	8	Helmingham Hall Gardens	28
Brantwood	8	Danson House	18	Helmsley Walled Garden	38
Bressingham Steam and Gardens	22	Deene Park.....	23	Hestercombe House & Gardens.....	26
Brogdale Collection	18	Didcot Railway Centre.....	24	High Beeches Woodland and Water Garden	31
Brontë Parsonage Museum	37	Dimbola Museum & Galleries.....	17	Hoghton Tower	20
Broughton Castle	24	Doddington Hall & Gardens.....	20	Holker Hall & Gardens.....	9
Browsholme Hall.....	20	Dorothy Clive Garden, The	26	Holkham Hall	22
Burghley House	20	Dr Johnson's House.....	21	Hovingham Hall	38
Burncoose Nurseries & Garden.....	7	Edmondsham House & Garden	12	Hutton-in-the-Forest	9
Burrow Farm Gardens.....	10	Elgoods Brewery Garden	5	Hylands House and Estate.....	13
Burton Agnes Hall & Gardens.....	37	Elsham Hall Gardens and Country Park.....	21	Iford Manor - The Peto Garden.....	35
Burton Constable Hall and Grounds	38	Fairhaven Woodland & Water Garden	22	Ingatstone Hall	14
Cadhay House	10	Firle Place	30	Jane Austen's House Museum	16
Caerhays Castle & Spring Garden.....	7	Fishbourne Roman Palace	30	Japanese Garden, The.....	7

INDEX

Ken Caro Gardens	7	Pashley Manor Gardens	32	Skipton Castle	40
King John's House & Heritage Centre	16	Pencarrow House & Gardens	7	Somerleyton Hall Gardens	28
Kiplin Hall	38	Penjerrick	8	St Pauls Walden Bury	17
Knarborough Castle & Old Courthouse Museum	38	Parcevall Hall Gardens	39	Stansted Park	17
Larmer Tree	35	Plantation Garden	22	Stody Lodge Gardens	23
Layer Marney Tower	14	Powderham Castle	11	Stonor Park	25
Leighton Buzzard Railway	4	Powell-Cotton Museum, Quex House & Gardens ..	19	Sudeley Castle and Gardens	15
Leighton Hall	20	Prideaux Place	8	Sussex Prairie Garden	32
Lewes Castle & Barbican House Museum	31	Priest House, The	32	Syon Park	22
Little Hall	28	Ramster Gardens	29	Tabley House Collection, The	7
Lord Leycester Hospital	34	Raveningham Gardens	23	Three Choirs Vineyards	15
Lukesland Gardens	11	Renishaw Hall and Gardens	10	Titsey Place	29
Lullingstone Castle & the World Garden	19	Restoration House	19	Tiverton Castle	11
Lydiard Park	35	Roald Dahl Museum and Story Centre, The	5	Ugbrooke House	12
Mannington Estate	22	Rode Hall Gardens	6	Verulamium Museum	17
Manor, The	5	Rockingham Castle	20	Waterperry Gardens	25
Mapperton House and Gardens	12	Roman Painted House	19	Weald & Downland Living Museum	33
Marlipins Museum	31	Roseland House	8	Wells & Walsingham Light Railway, The	23
Marwood Hill Garden	11	Royal Pump Room Museum	39	West Somerset Rural Life Museum	27
Mary Arden's Farm	34	Rousham House & Garden	24	White Scar Cave	40
Merriments Gardens	31	Rydal Mount & Gardens	9	Whitmore Hall	27
Middleton Hall and Gardens	34	Salisbury Museum, The	36	Whittington Court	15
Michelham Priory, House & Gardens	32	Serles House & Garden	13	Wildwood Escot	12
Milton's Cottage, Museum and Literary Garden	5	Scampston Walled Garden	39	Wildwood	19
Milton Lodge Gardens	26	Shakespeare's Birthplace	34	Wilton House	36
New Forest Wildlife Park	16	Shakespeare's New Place	35	Winderwath Gardens	9
Norton Priory Museum & Gardens	6	Shandy Hall	39	Wolfeton House	13
Otley Hall	28	Sherborne Garden	26	Woodchester Mansion	15
Painhill Landscape Garden	29	Shibden Hall	40	Wyken Hall Gardens	29



CPRE, 5-11 Lavington Street, London, SE1 0NZ
Tel: 020 7981 2870 Email: info@cpre.org.uk WEBSITE: www.cpre.org.uk
CPRE is a company limited by guarantee, registered in England, number 4302973. Registered charity number 1089685.